

2017 Summary Report

Iowa Learning Farms Field Days and Workshops

Introduction

Iowa Learning Farms continues to build a Culture of Conservation as we bring together farmers, landowners, agribusiness, researchers and state and federal agency partners. In 2017, Iowa Learning Farms hosted 28 farmer-focused workshops and field days. Through a multi-faceted approach to evaluation, Iowa Learning Farms collects information at each farmer-focused event.

This report summarizes each event, providing a snapshot of participant questions, quality of the event, a summary of participant demographic data and the status of conservation practice planning and implementation by participants. We hope that this report will help readers gain a better understanding about each event, and the associated participants of those events, in 2017.

Evaluation of Iowa Learning Farms outreach events occurs in five stages:

- **Event Evaluations** for every event in which ILF team members participated. These forms, completed by ILF team members, help us to understand the audience's level of engagement, document the questions that were asked by participants and help us to improve future outreach activities.
- **Comment Cards** filled out by all participants at ILF-sponsored field days and workshops in order to gain a better understanding of who they are and why they are there.
- **Demographic Cards** filled out by all participants at ILF-sponsored field days and workshops. Demographic cards provide a snapshot of attendees in terms of their age, gender, role in agriculture and information about their farming operation. The cards also capture preferences on timing and topic of future outreach events.
- **Follow-up Evaluations** mailed to participants at ILF-sponsored field days and workshops that happened before November 7. These questionnaires were sent within two weeks following the event. The questions focused on the clarity and accessibility of the information received and inquired whether participants planned to make any changes in their land management as a result of the event. The individual field day evaluation results are summarized in this report.
- **January Evaluations** mailed to only farmers/operators and landowners at all ILF-sponsored field days and workshops. These questionnaires were sent in January 2018 to see if the participants had made the changes they said they were going to make in earlier evaluations and on their planning cards. January evaluation results are also summarized in this report.

2017 Iowa Learning Farms Field Days/Workshops

Crop Reporting District	Field Day/Workshop Description	Total Attendees	Comment Cards ¹	Demo Cards ²	Follow-Up Evaluations Returned ³	January Evaluations Returned ⁴
Central <i>(Detailed on p.4-17 of this report)</i>	3/9, Cover Crop Workshop, Eldora	35	31	32	15	12
	6/8, Fred Abels Field Day, Holland	42	35	35	21	14
	6/13, Larry Haren Field Day, Webster City	56	30	34	17	8
	6/14, Monarch and Wetland Field Day, Roland	42	14	17	4	1
	8/1, Lee Tesdell Field Day, Slater	31	18	23	5	4
	11/7, Wassenaar Field Day, Prairie City	51	41	39	Not sent	19
	11/15, Bayer Field Day, Guernsey	29	17	14	Not sent	3
	11/30, Conservation Learning Labs Field Day, Roland	42	27	34	Not sent	7
East Central <i>(Detailed on p.18-24 of this report)</i>	2/23, Cover Crop Workshop, Central City	23	19	19	16	10
	4/13, Rapid Creek Watershed Field Day, Iowa City	30	18	21	7	6
	7/12, Scott County Field Day, Donahue	43	26	25	7	9
North Central <i>(Detailed on p.25-30 of this report)</i>	2/22, Cover Crop Workshop, Nashua	60	52	55	24	20
	11/8, Lindaman Field Day, Aplington	29	19	19	Not sent	2
	11/16, Conservation Learning Labs Field Day, Floyd	38	30	29	Not sent	8
Northeast <i>(Detailed on p.31-33 of this report)</i>	11/21, Upper Iowa Watershed Field Day, Decorah	57	26	27	Not sent	6
Northwest <i>(Detailed on p.34-43 of this report)</i>	3/8, Cover Crop Workshop, Sioux Center	39	33	33	21	12
	8/9, Dickinson County Field Day, Spirit Lake	79	56	64	20	9
	8/30, Gilmore City Field Day, Gilmore City	40	31	26	7	5
	9/13, John Kiel Field Day, Orange City	58	51	51	10	3
South Central <i>(Detailed on p.44-48 of this report)</i>	2/28, Cover Crop Workshop, Knoxville	50	36	39	21	14
	3/29, Cover Crop Field Day, Afton	29	20	20	10	7
Southeast <i>(Detailed on p.49-53 of this report)</i>	8/31, Jefferson County Field Day, Fairfield	54	37	41	19	17
	9/7, Monarch and Abandoned Mine Land Field Day, Bussey	112	67	86	27	12
Southwest <i>(Detailed on p.54-60 of this report)</i>	8/3, Taylor County Pasture Walk, Bedford	58	36	38	13	5
	11/28, Walnut Creek Field Day, Red Oak	42	33	26	Not sent	12
	12/13, East Pottawattamie Workshop, Oakland	40	32	34	Not sent	17
West Central <i>(Detailed on p.61-64 of this report)</i>	9/14, Whiterock Conservancy Field Day, Coon Rapids	13	6	6	4	3
	12/6, Elk Run Workshop, Carroll	33	26	28	Not sent	6

- 1 - Comment cards were filled out by all participants (per household) at ILF-sponsored field days and workshops in order to gain a better understanding of who they are and why they are there.
- 2 - Demographic cards were filled out by all participants at ILF-sponsored field days and workshops. Demographic cards provide a snapshot of attendees in terms of their age, gender, role in agriculture and information about their farming operation.
- 3 - Follow-up evaluations were mailed to participants at ILF-sponsored field days and workshops that happened before November 7. Questions focused on the clarity and accessibility of the information received and inquired whether participants planned to make any changes in land management as a result of the event.
- 4 - January evaluations were mailed to only farmers/operators and landowners attending ILF-sponsored field days and workshops. These questionnaires were sent in January 2018 to see if the participants had made the changes they said they were going to make in earlier evaluations.

Central Crop Reporting District Field Days

Counties: Boone, Dallas, Grundy, Hamilton, Hardin, Jasper, Marshall, Polk, Poweshiek, Story, Tama, Webster

8 Iowa Learning Farms field days/workshops held in 2017, covering the following topics:

- ✓ Cover Crops (discussed at 7 field days/workshops)
- ✓ Soil Health (discussed at 4 field days/workshops)
- ✓ No-Till/Strip-Till (discussed at 2 field days/workshops)
- ✓ Monarch Butterflies/Wetlands (discussed at 1 field day/workshop)
- ✓ Saturated Buffers (discussed at 1 field day/workshop)
- ✓ Conservation Learning Labs/Water Quality (discussed at 1 field day/workshop)

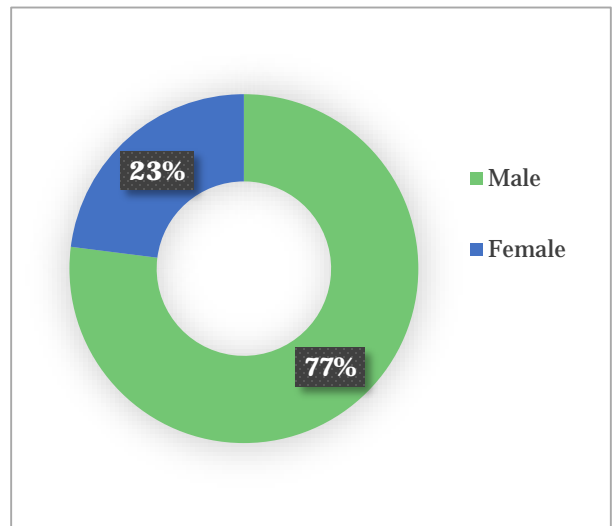
Demographics of Field Day/Workshop Attendees

218 total attendees*

- 106 farmers/operators
- 74 landowners
- 25 other (unspecified)
- 19 agricultural business or industry professionals
- 17 government agency staff
- 10 would like to farm
- 6 new to farming
- 4 students or educators

27 = average attendance per field day/workshop

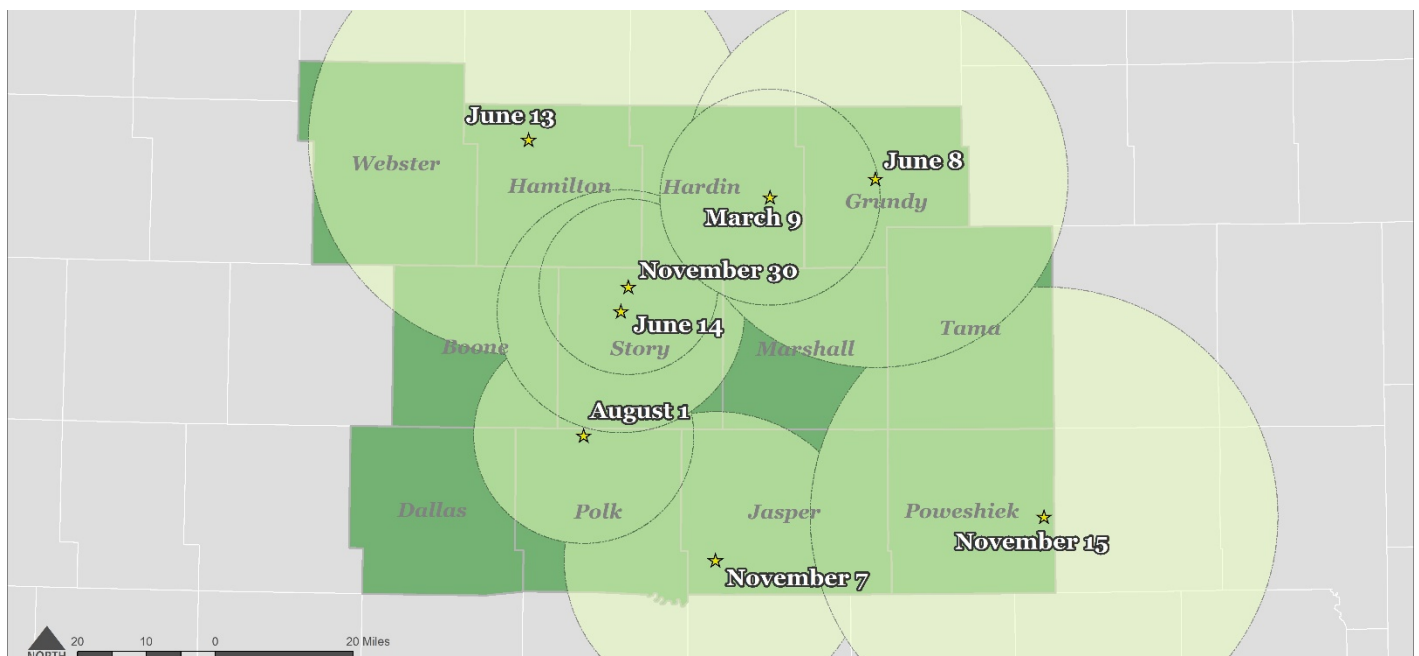
55 = average age of field day attendee



*Total number of attendees at 2017 ILF field days in district. Attendees could select multiple categories to describe themselves when completing the demographic card at sign-in. Count does not include event presenters, organizers or other service providers.

Distance Traveled to Field Days/Workshops

22 miles = Average Driving Distance to ILF field days/workshops in Central Crop Reporting District



Eldora Cover Crop Workshop

Event Summary

Field Day: Cover Crop Workshop

Location: Eldora

Date: Thursday, 3/9/2017

Time: 12:30 – 2:30 PM

Field Day/Workshop Topics

- ✓ Cover Crops

Field Day/Workshop Speakers

- ✓ Mark Licht (expert)

Quality of Field Day/Workshop

3.3 / 5 = Overall quality of field day/workshop

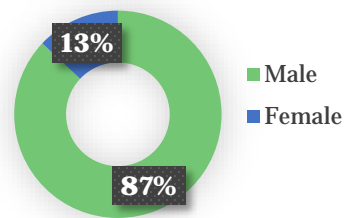
3.8 / 5 = Engagement of the participatory activity

3.2 / 5 = Quality of the information you received

Description of Field Day/Workshop Attendees

32 total attendees*

- 21 farmers/operators
- 10 landowners
- 3 agricultural business or industry professionals
- 1 would like to farm
- 1 other (not specified)



64 = average age of attendees

16 = average miles traveled to field day

11 = number of attendees with livestock

**Total number of attendees at this field day/workshop – attendees could select multiple categories to describe themselves when completing the demographic card at sign-in. Count does not include event presenters, organizers or other service providers.*

Questions Asked at Field Day/Workshop

In long-term no-till system, is it true that soluble phosphorus can be a concern?

For wetland areas, could they be already converted (cropped) acres?

Is building organic matter a primary consideration when choosing a cover crop species?

Eldora Cover Crop Workshop

Responses to Two Week Follow-up Evaluation

31 Evaluations Mailed
15 Evaluations Returned
12 Farmers responded, farming an average of 1,054 ac.

When attendees were asked to describe how they would integrate what they learned from the field day/workshop into their discussions with landowners and farmers, or on their own land (check all that apply):

- 8 are considering use of a cover crop in fall 2017
 - Total current cover crop acres: 1,640 acres
 - Total new cover crop acres: 540 acres
- 10 will seek more information about cover crops
- 3 will seek more information about practices recommended by the Iowa Nutrient Reduction Strategy
- 8 will discuss conservation ideas with other farmers, clients, landowners, or tenants
- 4 will discuss cost share with district officials
- 0 do not plan to make any changes

Eldora Cover Crop Workshop

Responses to Year-End Evaluation

28 Evaluations Mailed
12 Evaluations Returned
12 Farmers responded, farming an average of 916 acres

When farmers/landowners were asked to describe the ways they integrated what they learned from the field day/workshop into their farming operation (check all that apply):

- 8 fall seeded cover crops in 2017 on 254 new cover crop acres
- 8 discussed challenges/benefits of conservation practices with landowners/tenants
- 6 networked conservation ideas with other farmers or farmer clients
 - 1 successfully influenced two or more farmers
 - 2 successfully influenced one other farmer
 - 1 influenced no farmers

Fred Abels Field Day

Event Summary

Field Day: Fred Abels Field Day

Location: Holland

Date: Thursday, 6/8/2017

Time: 5:30 - 7:30 PM

Field Day/Workshop Topics

- ✓ Cover Crops
- ✓ Strip-tillage

Field Day/Workshop Speakers

- ✓ Fred Abels (farmer)
- ✓ Mark Hanna (expert)
- ✓ Sarah Carlson (expert)

Quality of Field Day/Workshop

4.3 / 5 = Overall quality of field day/workshop

4.7 / 5 = Effectiveness of expert presentation(s)

4.1 / 5 = Effectiveness of farmer presentation(s)

Description of Field Day/Workshop Attendees

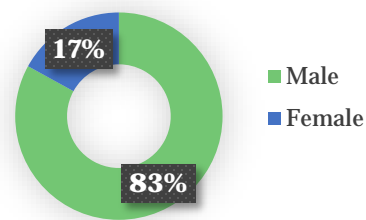
35 total attendees*

- 28 farmers/operators
- 13 landowners
- 2 government agency staff
- 2 agricultural business or industry professionals
- 1 would like to farm

61 = average age of attendees

28 = average miles traveled to field day

7 = number of attendees with livestock



*Total number of attendees at this field day/workshop – attendees could select multiple categories to describe themselves when completing the demographic card at sign-in. Count does not include event presenters, organizers or other service providers.

Questions Asked at Field Day/Workshop

Fred

Is it more important to seed before or after strip-tilling?

How much nitrogen did you use with the strip-till equipment and process?

Do you only use strip-till equipment in the spring?

About how much money did you spend on the equipment for the strip-till bar?

What was your nitrogen program?

How do you terminate cover crop in the spring effectively?

Do you experiment with different cover crop (change things yearly)?

Why did you use rye instead of wheat?

How effective are cover crops in controlling weeds? Is rye or wheat better at controlling weeds?

How is weed control affected by cover crops?

Did you run soil tests on your fields?

Mark

Does it matter what kind of closing wheels you use on tilling equipment?

What kinds or different styles of discs should I use on tilling equipment?

Fred Abels Field Day

Responses to Two Week Follow-up Evaluation

35 Evaluations Mailed
21 Evaluations Returned
19 Farmers responded, farming an average of 491 acres

When attendees were asked to describe how they would integrate what they learned from the field day/workshop into their discussions with landowners and farmers, or on their own land (check all that apply):

- 14 are considering use of a cover crop in fall 2017
 - Total current cover crop acres: 2,027 acres
 - Total new cover crop acres: 390 acres
- 15 will seek more information about cover crops
- 8 will seek more information about practices recommended by the Iowa Nutrient Reduction Strategy
- 17 will discuss conservation ideas with other farmers, clients, landowners, or tenants
- 7 will discuss cost share with district officials
- 2 do not plan to make any changes

Fred Abels Field Day

Responses to Year-End Evaluation

29 Evaluations Mailed
14 Evaluations Returned
14 Farmers responded, farming an average of 1,683 ac.

When farmers/landowners were asked to describe the ways they integrated what they learned from the field day/workshop into their farming operation (check all that apply):

- 9 fall seeded cover crops in 2017 on 1,510 new cover crop acres
- 9 discussed challenges/benefits of conservation practices with landowners/tenants
- 10 networked conservation ideas with other farmers or farmer clients
 - 1 successfully influenced two or more farmers
 - 6 successfully influenced one other farmer
 - 2 influenced no farmers

Larry Haren Field Day

Event Summary

Field Day: Larry Haren Field Day
Location: Webster City
Date: Tuesday, 6/13/2017
Time: 5:00 – 7:00 PM

Field Day/Workshop Topics

- ✓ Cover Crops
- ✓ Soil Health

Field Day/Workshop Speakers

- ✓ Larry Haren (farmer)
- ✓ Rick Cruse (expert)
- ✓ Liz Juchems (expert)
- ✓ Karen Wilke (expert)
- ✓ Kayla Hasper (expert)

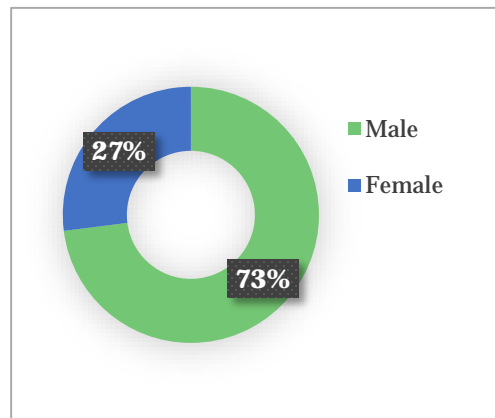
Quality of Field Day/Workshop

- 4.6 / 5 = Overall quality of field day/workshop
- 4.5 / 5 = Effectiveness of expert presentation(s)
- 4.7 / 5 = Effectiveness of farmer presentation(s)

Description of Field Day/Workshop Attendees

34 total attendees*

- 8 farmers/operators
- 11 landowners
- 7 other (not specified)
- 4 agricultural business or industry professionals
- 3 government agency staff
- 2 would like to farm
- 1 student or educator
- 1 new to farming



51 = average age of attendees

32 = average miles traveled to field day

6 = number of attendees with livestock

**Total number of attendees at this field day/workshop – attendees could select multiple categories to describe themselves when completing the demographic card at sign-in. Count does not include event presenters, organizers or other service providers.*

Questions Asked at Field Day/Workshop

Larry

- How will you know if the bioreactor isn't working anymore?
- What was the cost of the bioreactor?
- How has the pond improved with the installation of the bioreactor?
- Did you crimp the rye?
- What did you seed for cover crop?
- How are you seeding the rye that is intended for harvest?
- When do you harvest the rye?
- What do you use to harvest the rye?
- Did you experience weed pressure in the rye crop?

Liz

- Is anyone using shorter day corn to help with cover crop establishment?

Karen

What is the life expectancy of the oxbow?

What makes oxbows functionally different from creeks or streams?

Is this area used as a pasture?

Who put in the bridge we crossed to get in here?

If you add tile drainage to a restored oxbow, are you concerned about anaerobic conditions developing?

When was the oxbow excavated?

How much soil was excavated from the oxbow?

Larry Haren Field Day

Responses to Two Week Follow-up Evaluation

28 Evaluations Mailed
17 Evaluations Returned
8 Farmers responded, farming an average of 643 acres

When attendees were asked to describe how they would integrate what they learned from the field day/workshop into their discussions with landowners and farmers, or on their own land (check all that apply):

- 9 are considering use of a cover crop in fall 2017
 - Total current cover crop acres: 3,506 acres
 - Total new cover crop acres: 191 acres
- 11 will seek more information about cover crops
- 9 will seek more information about practices recommended by the Iowa Nutrient Reduction Strategy
- 15 will discuss conservation ideas with other farmers, clients, landowners, or tenants
- 8 will discuss cost share with district officials
- 1 does not plan to make any changes

Larry Haren Field Day

Responses to Year-End Evaluation

14 Evaluations Mailed
8 Evaluations Returned
7 Farmers responded, farming an average of 795 acres

When farmers/landowners were asked to describe the ways they integrated what they learned from the field day/workshop into their farming operation (check all that apply):

- 7 fall seeded cover crops in 2017 on 107 new cover crop acres
- 8 discussed challenges/benefits of conservation practices with landowners/tenants
- 7 networked conservation ideas with other farmers or farmer clients
 - 1 successfully influenced two or more farmers
 - 3 successfully influenced one other farmer
 - 3 influenced no farmers

Monarch and Wetland Field Day*

Event Summary

Field Day: Monarch and Wetland Field Day

Location: Roland

Date: Wednesday, 6/14/2017

Time: 10:30 AM – 12:30 PM

Field Day/Workshop Topics

- ✓ Monarch Butterflies
- ✓ Wetlands

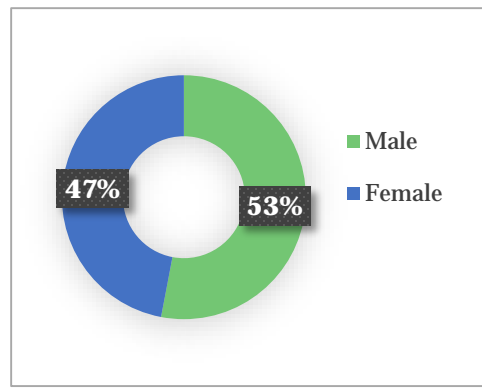
Field Day/Workshop Speakers

- ✓ Susan Kozak (expert)
- ✓ Judie Krebsbach (expert)
- ✓ Adam Janke (expert)
- ✓ Seth Appelgate (expert)

Description of Field Day/Workshop Attendees

17 total attendees*

- 7 landowners
- 4 other (not specified)
- 2 government agency staff
- 1 farmers/operators
- 1 new to farming
- 1 agricultural business or industry professional
- 1 student or educator



49 = average age of attendees

18 = average miles traveled to field day

2 = number of attendees with livestock

**Total number of attendees at this field day/workshop – attendees could select multiple categories to describe themselves when completing the demographic card at sign-in. Count does not include event presenters, organizers or other service providers.*

Questions Asked at Field Day/Workshop

What is the depth of this wetland?

Is that a trumpeter swan out there?

In what state of Mexico do the monarchs overwinter?

How hard is it to transplant milkweed? How deep do its roots grow?

What watershed are we currently in?

Are all of these CREP wetlands placed near streams/part of a watershed project?

How do you manage weeds out here? What do you spray for Canada thistle?

What did this site look like before the wetland was established?

Where is everybody from at this field day? Who here is from the local area?

How did I end up getting a postcard invitation for this field day?

Has anyone turned in a lost cell phone in a green case?

Do you belong to a gym, or do you just haul tables and chairs like this every day?

**Field day had five or fewer responses for the two-week follow-up evaluation and January evaluation. These data sets are not summarized in report due to small sample size.*

Lee Tesdell Field Day*

Event Summary

Field Day: Lee Tesdell Field Day

Location: Slater

Date: Tuesday, 8/1/2017

Time: 6:00 – 8:30 PM

Field Day/Workshop Topics

- ✓ Cover Crops
- ✓ Soil Health
- ✓ Saturated Buffers

Field Day/Workshop Speakers

- ✓ Lee Tesdell (farmer)
- ✓ Mike and Charles Helland (farmer)
- ✓ Amanda Brown (expert)
- ✓ Tim Youngquist (expert)
- ✓ Mark Licht (expert)

Description of Field Day/Workshop Attendees

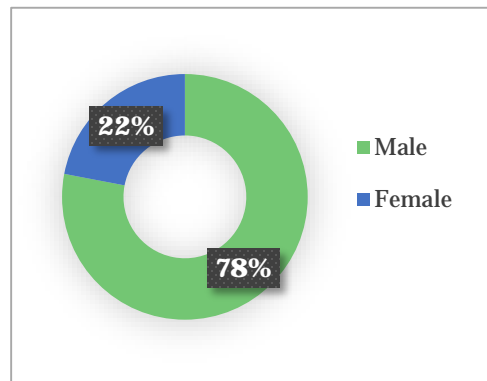
23 total attendees*

- 8 farmers/operators
- 4 landowners
- 5 other (not specified)
- 3 would like to farm
- 2 students or educators
- 1 new to farming
- 1 agricultural business or industry professional

50 = average age of attendees

16 = average miles traveled to field day

4 = number of attendees with livestock



*Total number of attendees at this field day/workshop – attendees could select multiple categories to describe themselves when completing the demographic card at sign-in. Count does not include event presenters, organizers or other service providers.

Questions Asked at Field Day/Workshop

Where can I get information/good data about soil erosion and water quality, specifically on my own fields?

Do any of those figures consider buffer strips and terraces?

What is the expected life of a bioreactor?

Is the life of a bioreactor affected by other practices in the field?

What causes a bioreactor to stop working at the end? How do you know when it stops working?

*Field day had five or fewer responses for the two-week follow-up evaluation and January evaluation. These data sets are not summarized in report due to small sample size.

Wassennar Field Day

Event Summary

Field Day: Wassennar Field Day

Location: Prairie City

Date: Tuesday, 11/7/2017

Time: 3:30 – 5:30 PM

Field Day/Workshop Topics

- ✓ Cover Crops
- ✓ Soil Health

Field Day/Workshop Speakers

- ✓ Gordon Wassenaar (farmer)
- ✓ Will Cannon (expert)
- ✓ Curt Donahue (expert)
- ✓ Liz Juchems (expert)

Description of Field Day/Workshop Attendees

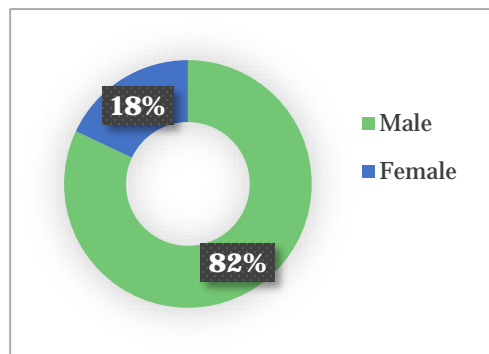
39 total attendees*

- 19 farmers/operators
- 14 landowners
- 4 government agency staff
- 4 other (unspecified)
- 1 new to farming
- 1 agricultural business or industry professional

56 = average age of attendees

22 = average miles traveled to field day

13 = number of attendees with livestock



**Total number of attendees at this field day/workshop – attendees could select multiple categories to describe themselves when completing the demographic card at sign-in. Count does not include event presenters, organizers or other service providers.*

Questions Asked at Field Day/Workshop

How do you address the financial challenges between landowner and tenant while also balancing the market prices?

Have you adjusted your cash rent down to allow more money available for conservation practices?

In your long-term cover crop work with rye, have you made any adjustments to the nitrogen management plan?

What should you plant if your goal is erosion control?

With a cover crop that winter kills, what's the ideal timing to get that in the ground?

How does barley compare to cereal rye?

What are the reasons for using buckwheat and oats together?

Did you speak at a cover crop event down in Fairfield earlier this fall? You did a really great job! (Liz)

How are drought maps created?

How is water quality being measured?

Have you been down to Bloomfield recently?

Where are you from? I mean, where are you from originally?

Where are the Iowa Learning Farms located?

Do you know who Norman Borlaug is?

Wassennar Field Day

*Responses to Two Week Follow-up Evaluation**

*Because the field day occurred near the end of the 2017 growing season (November 2017), event participants were not mailed a two-week follow-up evaluation. This evaluation method measures changes that a producer intended to make during the 2017 growing season. Field day attendees were still asked to participate in the January evaluation (data below).

Wassennar Field Day

Responses to Year-End Evaluation

28 Evaluations Mailed

19 Evaluations Returned

16 Farmers responded, farming an average of 669 acres

When farmers/landowners were asked to describe the ways they integrated what they learned from the field day/workshop into their farming operation (check all that apply):

- 17 fall seeded cover crops in 2017 on 1,639 new cover crop acres
- 13 discussed challenges/benefits of conservation practices with landowners/tenants
- 12 networked conservation ideas with other farmers or farmer clients
 - 6 successfully influenced two or more farmers
 - 3 successfully influenced one other farmer
 - 0 influenced no farmers

Bayer Field Day*

Event Summary

Field Day: Bayer Field Day
Location: Guernsey
Date: Wednesday, 11/15/2017
Time: 4:00 – 6:00 PM

Field Day/Workshop Topics

- ✓ Cover Crops
- ✓ Soil Health

Field Day/Workshop Speakers

- ✓ Lucas Bayer (farmer)
- ✓ Tom Kaspar (expert)

Description of Field Day/Workshop Attendees

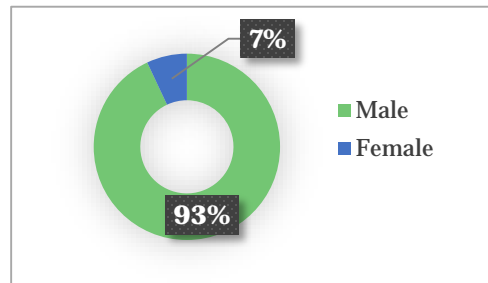
14 total attendees*

- 8 farmers/operators
- 4 agricultural business or industry professionals
- 3 landowners
- 1 government agency staff

52 = average age of attendees

34 = average miles traveled to field day

7 = number of attendees with livestock



*Total number of attendees at this field day/workshop – attendees could select multiple categories to describe themselves when completing the demographic card at sign-in. Count does not include event presenters, organizers or other service providers.

Questions Asked at Field Day/Workshop

What is the mix of cover crops you have planted out here?

Which of these cover crops are going to overwinter?

When were these cover crops seeded?

How long have you been doing cover crops?

What does your nitrogen management look like?

How are you terminating in the spring?

Have you done any grazing of the cover crops, letting the cattle out there?

What sort of yields did you get out here?

How much rye should be planted on bean ground vs. corn stalk ground?

Do you use row cleaners when planting into cover crop residue?

Have you seen disease issues following cereal rye?

Some people have had cutworm problems in corn – can you talk about that?

What about spring oats?

* Because the field day occurred near the end of the 2017 growing season (November 2017), event participants were not mailed a two-week follow-up evaluation. This evaluation method measures changes that a producer intended to make during the 2017 growing season. Field day had fewer than five responses for the January evaluation. This data set is not summarized in the report due to small sample size.

Conservation Learning Labs Field Day

Event Summary

Field Day: Conservation Learning Labs Field Day
Location: Roland
Date: Thursday, 11/30/2017
Time: 5:30 – 7:30 PM

Field Day/Workshop Topics

- ✓ Cover Crops
- ✓ Strip-tillage
- ✓ Conservation Learning Labs/Water Quality

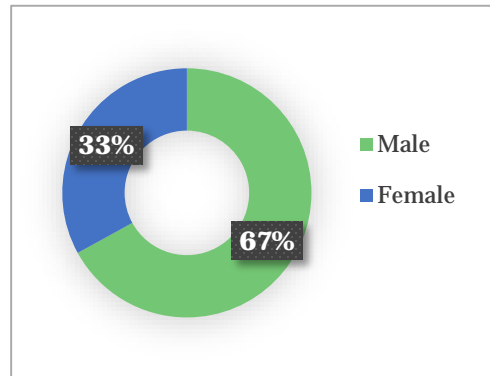
Field Day/Workshop Speakers

- ✓ Brian Sampson (farmer)
- ✓ Jacqueline Comito (expert)
- ✓ Matt Helmers (expert)
- ✓ Mark Licht (expert)
- ✓ Liz Juchems (expert)

Description of Field Day/Workshop Attendees

34 total attendees*

- 13 farmers/operators
- 12 landowners
- 5 government agency staff
- 4 agricultural business or industry professionals
- 4 other (unspecified)
- 3 would like to farm
- 2 new to farming



51 = average age of attendees

13 = average miles traveled to field day

6 = number of attendees with livestock

**Total number of attendees at this field day/workshop – attendees could select multiple categories to describe themselves when completing the demographic card at sign-in. Count does not include event presenters, organizers or other service providers.*

Questions Asked at Field Day/Workshop

Brian

Are you going to do anything with the cover crops with your cattle?

When did you start the process of seeding and arranging your pilot?

Did your seed come from local sources?

Is there a budding business in growing cover crop seed?

When you burn that down, how do you get nitrogen out of it?

If you harvest your rye, are you taking off the N?

What's your spring management plan look like?

Do you need to add more fertilizer if you have a cover crop? What's that going to cost you in fertilizer cost?

Have the RMA rules changed on cover crops? What about killing it?

Is the cost about \$30/acre?

Do you ever do side-by-side with strip-till versus regular tillage to see what the difference is?

Is strip-till different than slot planting?

How did you get the practice sold to your landlords?

Matt

How many of those practices have been implemented in the past five years? (referring to NRS poster)
Can you put a dollar figure on the number of bioreactors and wetlands needed to meet the goals of the NRS?
Is the life expectancy of a bioreactor dependent on the material you put in it?

Mark

Have you done any research on vertical tillage?
What was the crop rotation on the tillage study you were talking about?
Do you do strip-till on the beans?
Have you heard of the book One Crop Revolution?
Can the burn down of the cover crop hurt corn germination (allelopathy)?

Liz

How long has the conservation planning process been in existence?

Conservation Learning Labs Field Day
*Responses to Two Week Follow-up Evaluation**

*Because the field day occurred near the end of the 2017 growing season (November 2017), event participants were not mailed a two-week follow-up evaluation. This evaluation method measures changes that a producer intended to make during the 2017 growing season. Field day attendees were still asked to participate in the January evaluation (data below).

Conservation Learning Labs Field Day
Responses to Year-End Evaluation

20 Evaluations Mailed
7 Evaluations Returned
7 Farmers responded, farming an average of 337 acres

- 4 fall seeded cover crops in 2017 on 480 new cover crop acres
- 7 discussed challenges/benefits of conservation practices with landowners/tenants
- 6 networked conservation ideas with other farmers or farmer clients
 - 1 successfully influenced two or more farmers
 - 0 successfully influenced one other farmer
 - 4 influenced no farmers

East Central Crop Reporting District Field Days

Counties: Benton, Cedar, Clinton, Iowa, Jackson, Johnson, Jones, Linn, Muscatine, Scott

3 Iowa Learning Farms field days/workshops held in 2017, covering the following topics:

- ✓ Cover Crops (discussed at 2 field days/workshops)
- ✓ Soil Health (discussed at 2 field days/workshops)
- ✓ Filter Strips (discussed at 1 field day/workshop)

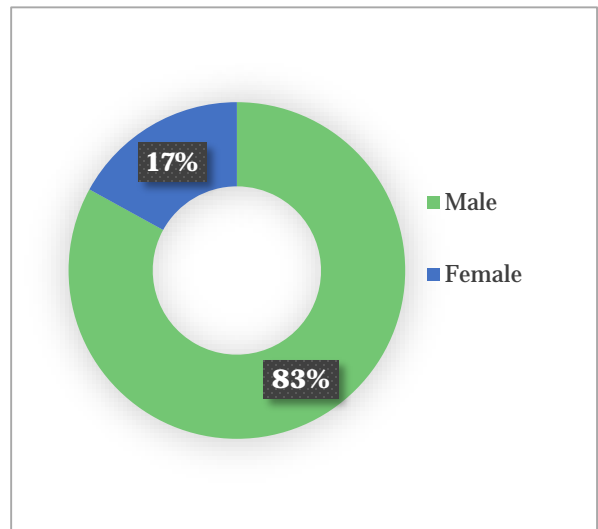
Demographics of Field Day/Workshop Attendees

65 total attendees*

- 36 farmers/operators
- 19 landowners
- 9 government agency staff
- 4 media representatives
- 3 other (unspecified)
- 1 agricultural business or industry professional
- 1 would like to farm
- 1 student

22 = average attendance per field day/workshop

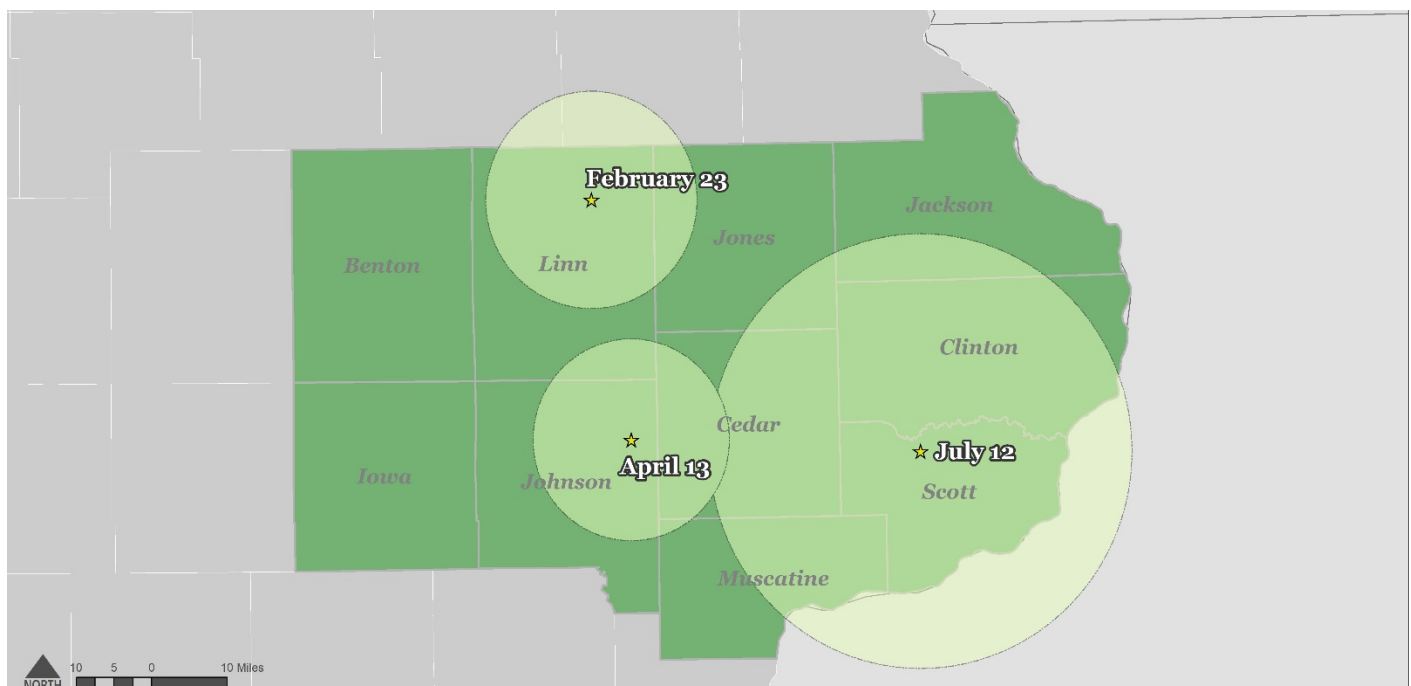
55 = average age of attendee



*Total number of attendees at 2017 ILF field days in district. Attendees could select multiple categories to describe themselves when completing the demographic card at sign-in. Count does not include event presenters, organizers or other service providers.

Distance Traveled to Field Days/Workshops

18 miles = Average Driving Distance to ILF field days/workshops in East Central Crop Reporting District



Cover Crop Workshop

Event Summary

Field Day: Cover Crop Workshop

Location: Central City

Date: Thursday, 2/23/2017

Time: 12:30 – 2:30 PM

Field Day/Workshop Topics

- ✓ Cover Crops

Field Day/Workshop Speakers

- ✓ Matt Helmers (expert)
- ✓ Mark Licht (expert)

Quality of Field Day/Workshop

4.3 / 5 = Overall quality of field day/workshop

4.5 / 5 = Engagement of the participatory activity

4.2 / 5 = Quality of the information you received

Description of Field Day/Workshop Attendees

19 total attendees*

- 13 farmers/operators
- 4 landowners
- 2 government agency staff
- 2 media representatives

58 = average age of attendees

21 = average miles traveled to field day

6 = number of attendees with livestock



**Total number of attendees at this field day/workshop – attendees could select multiple categories to describe themselves when completing the demographic card at sign-in. Count does not include event presenters, organizers or other service providers.*

Questions Asked at Field Day/Workshop

Can you explain what Iowa Learning Farms is?

Are buffer strips along the edge of the field? That means they don't help address erosion in the field.

Is there someone here from NRCS? Is 5 tons/acre still tolerable using RUSLE2?

Until you get landlords involved, the NRS won't happen. The participant suggested a two-hour class to earn cost-share/rental payments and suggesting calling landlords to educate them.

Where can I find information about cover crop species beyond cereal rye?

What about crop insurance as a barrier?

How do we educate those that claim our N rich soils will continue to result in high N concentrations in the water even after making changes?

What can a pond do to help meet NRS goals?

In addition to who pays (farmers and landowners), the public needs to contribute especially for edge-of-field practices where we (farmers/landowners) don't directly benefit.

Cover Crop Workshop

Responses to Two Week Follow-up Evaluation

19 Evaluations Mailed
16 Evaluations Returned
14 Farmers responded, farming an average of 543 acres

When attendees were asked to describe how they would integrate what they learned from the field day/workshop into their discussions with landowners and farmers, or on their own land (check all that apply):

- 12 are considering use of a cover crop in fall 2017
 - Total current cover crop acres: 1,753 acres
 - Total new cover crop acres: 490 acres
- 14 will seek more information about cover crops
- 6 will seek more information about practices recommended by the Iowa Nutrient Reduction Strategy
- 14 will discuss conservation ideas with other farmers, clients, landowners, or tenants
- 5 will discuss cost share with district officials
- 1 does not plan to make any changes

Cover Crop Workshop

Responses to Year-End Evaluation

15 Evaluations Mailed
10 Evaluations Returned
10 Farmers responded, farming an average of 530 acres

When farmers/landowners were asked to describe the ways they integrated what they learned from the field day/workshop into their farming operation (check all that apply):

- 8 fall seeded cover crops in 2017 on 705 new cover crop acres
- 6 discussed challenges/benefits of conservation practices with landowners/tenants
- 6 networked conservation ideas with other farmers or farmer clients
 - 1 successfully influenced two or more farmers
 - 2 successfully influenced one other farmer
 - 2 influenced no farmers

Rapid Creek Watershed Field Day

Event Summary

Field Day: Rapid Creek Watershed Field Day

Location: Iowa City

Date: Thursday, 4/13/2017

Time: 5:30 – 7:30 PM

Field Day/Workshop Topics

- ✓ Soil Health
- ✓ Filter Strips

Field Day/Workshop Speakers

- ✓ Tim Youngquist (expert)
- ✓ Matt Berg (expert)
- ✓ Adam Janke (expert)
- ✓ Wren Almitra (expert)

Quality of Field Day/Workshop

4.3 / 5 = Overall quality of field day/workshop

4.4 / 5 = Effectiveness of expert presentation(s)

Description of Field Day/Workshop Attendees

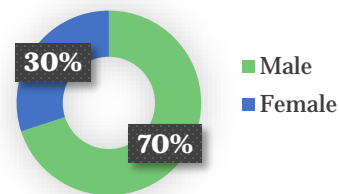
21 total attendees*

- 12 farmers/operators
- 10 landowners
- 3 other (not specified)
- 1 government agency staff

57 = average age of attendees

13 = average miles traveled to field day

8 = number of attendees with livestock



*Total number of attendees at this field day/workshop – attendees could select multiple categories to describe themselves when completing the demographic card at sign-in. Count does not include event presenters, organizers or other service providers.

Questions Asked at Field Day/Workshop

Tim

Aren't there (prairie) strips at the Cedar Rapids Airport?

Where they are growing Miscanthus?

What differences did you see between 10% and 20% prairie?

Is Palmer amaranth a concern in prairie seed?

Does local ecotype seed reduce the risk of Palmer amaranth?

Did you have to alter the chemical program on the row crops (next to the prairie)?

Are the H-flumes all in the concentrated flow areas?

With the amount of livestock in Iowa, is there really demand for forage or bedding?

Have you had any issues with aerial application of pesticides?

Are they changing the seed mix if the strips are on the contour versus concentrated flow/waterway areas?

How much of Iowa is planted with no-till?

Matt

Do the buffers need to be fenced?

Can CRP be grazed?

Are they allowing incidental grazing of CRP?

Adam

Why did I lose all my bobolink birds? Are they area-dependent (size of CRP area)?

How do woody species in CRP impact wildlife?

Do you see a lot of bobcats?

Do you have recommendations for farmstead wildlife habitat?

Wren

Are they going to do an analysis on the creek like the Iowa River?

Will that data be shared?

Cover Crop Workshop

Responses to Two Week Follow-up Evaluation

18 Evaluations Mailed
7 Evaluations Returned
6 Farmers responded, farming an average of 393 acres

When attendees were asked to describe how they would integrate what they learned from the field day/workshop into their discussions with landowners and farmers, or on their own land (check all that apply):

- 4 are considering use of a cover crop in fall 2017
 - Total current cover crop acres: 410 acres
 - Total new cover crop acres: 390 acres
- 3 will seek more information about cover crops
- 3 will seek more information about practices recommended by the Iowa Nutrient Reduction Strategy
- 6 will discuss conservation ideas with other farmers, clients, landowners, or tenants
- 4 will discuss cost share with district officials
- 0 do not plan to make any changes

Cover Crop Workshop

Responses to Year-End Evaluation

12 Evaluations Mailed
6 Evaluations Returned
4 Farmers responded, farming an average of 501 acres

When farmers/landowners were asked to describe the ways they integrated what they learned from the field day/workshop into their farming operation (check all that apply):

- 2 fall seeded cover crops in 2017 on 205 new cover crop acres
- 3 discussed challenges/benefits of conservation practices with landowners/tenants
- 5 networked conservation ideas with other farmers or farmer clients
 - 0 successfully influenced two or more farmers
 - 2 successfully influenced one other farmer
 - 1 influenced no farmers

Scott County Field Day

Event Summary

Field Day: Scott County Field Day
Location: Donahue
Date: Wednesday, 7/12/2017
Time: 10:00 AM – 12:00 PM

Field Day/Workshop Topics

- ✓ Cover Crops
- ✓ Soil Health

Field Day/Workshop Speakers

- ✓ John and Joan Maxwell (farmers)
- ✓ Meaghan Anderson (expert)
- ✓ Liz Juchems (expert)
- ✓ Jason Stelle (expert)

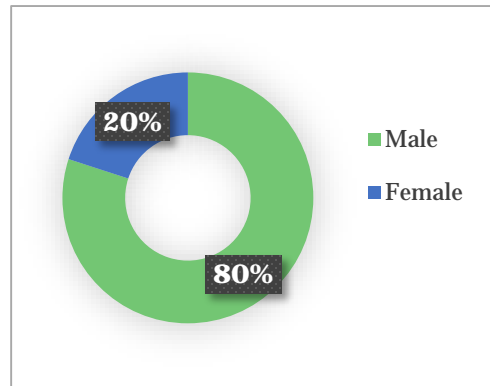
Quality of Field Day/Workshop

- 4.6 / 5 = Overall quality of field day/workshop
- 4.7 / 5 = Effectiveness of expert presentation(s)
- 4.1 / 5 = Effectiveness of farmer presentation(s)

Description of Field Day/Workshop Attendees

25 total attendees*

- 11 farmers/operators
- 6 government agency staff
- 5 landowners
- 2 media representatives
- 1 would like to farm
- 1 agricultural business or industry professional
- 1 student or educator



- 51 = average age of attendees
- 28 = average miles traveled to field day
- 5 = number of attendees with livestock

**Total number of attendees at this field day/workshop – attendees could select multiple categories to describe themselves when completing the demographic card at sign-in. Count does not include event presenters, organizers or other service providers.*

Questions Asked at Field Day/Workshop

- Do you have any recommendations on early maturing rye for roller crimping?
- How many gallons of dairy manure do you knife in?
- How does the hog manure nutrient content compare to the dairy manure?
- Were you satisfied with the silage yield of the cover crop (triticale)?
- As a cover crop, would spring wheat work?
- Have you seen any yield impacts on corn following termination of overwintering species?
- What is your application rate for flying on oats?
- Is triticale too hot to graze in the spring?
- Are we the only country not using the metric system?
- Have you traced your organic matter in these fields over the years?
- Would triticale terminate with crimping?
- What other species are available that overwinter?
- How long have those (long-term) rye strips been in place?
- Is aerial application still most expensive?
- Is there any research on seed coatings for cover crops that would allow early application and delayed germination?
- Could the lack of germination be due to poor seed to soil contact or herbicide drift?
- What can we do to minimize weed resistance?

Scott County Field Day
Responses to Two Week Follow-up Evaluation

23 Evaluations Mailed
7 Evaluations Returned
6 Farmers responded, farming an average of 532 acres

When attendees were asked to describe how they would integrate what they learned from the field day/workshop into their discussions with landowners and farmers, or on their own land (check all that apply):

- 6 are considering use of a cover crop in fall 2017
 - Total current cover crop acres: 1,600 acres
 - Total new cover crop acres: 350 acres
- 4 will seek more information about cover crops
- 4 will seek more information about practices recommended by the Iowa Nutrient Reduction Strategy
- 5 will discuss conservation ideas with other farmers, clients, landowners, or tenants
- 4 will discuss cost share with district officials
- 1 does not plan to make any changes

Scott County Field Day
Responses to Year-End Evaluation

15 Evaluations Mailed
9 Evaluations Returned
8 Farmers responded, farming an average of 489 acres

When farmers/landowners were asked to describe the ways they integrated what they learned from the field day/workshop into their farming operation (check all that apply):

- 7 fall seeded cover crops in 2017 on 500 new cover crop acres
- 6 discussed challenges/benefits of conservation practices with landowners/tenants
- 7 networked conservation ideas with other farmers or farmer clients
 - 4 successfully influenced two or more farmers
 - 1 successfully influenced one other farmer
 - 0 influenced no farmers

North Central Crop Reporting District Field Days

Counties: Butler, Cerro Gordo, Floyd, Franklin, Hancock, Humboldt, Kossuth, Mitchell, Winnebago, Worth, Wright

3 Iowa Learning Farms field days/workshops held in 2017, covering the following topics:

- ✓ Cover Crops (discussed at 3 field days/workshops)
- ✓ No-Till/Strip-Till (discussed at 1 field day/workshop)
- ✓ Conservation Learning Labs/Water Quality (discussed at 1 field day/workshop)

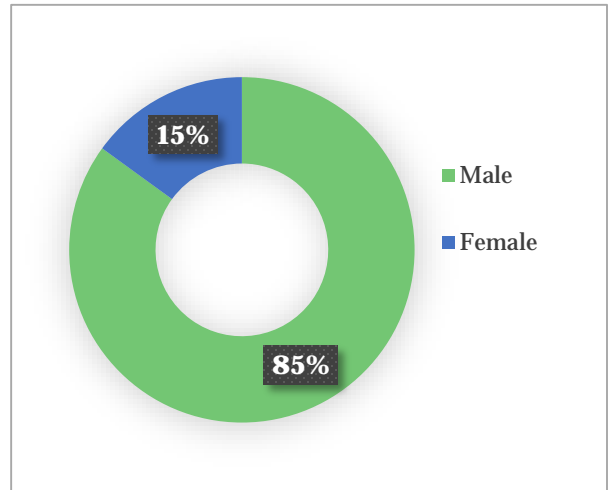
Demographics of Field Day/Workshop Attendees

103 total attendees*

- 56 farmers/operators
- 39 landowners
- 15 government agency staff
- 5 agriculture business or industry professionals
- 4 other (unspecified)
- 1 new to farming
- 1 media representative

34 = average attendance per field day/workshop

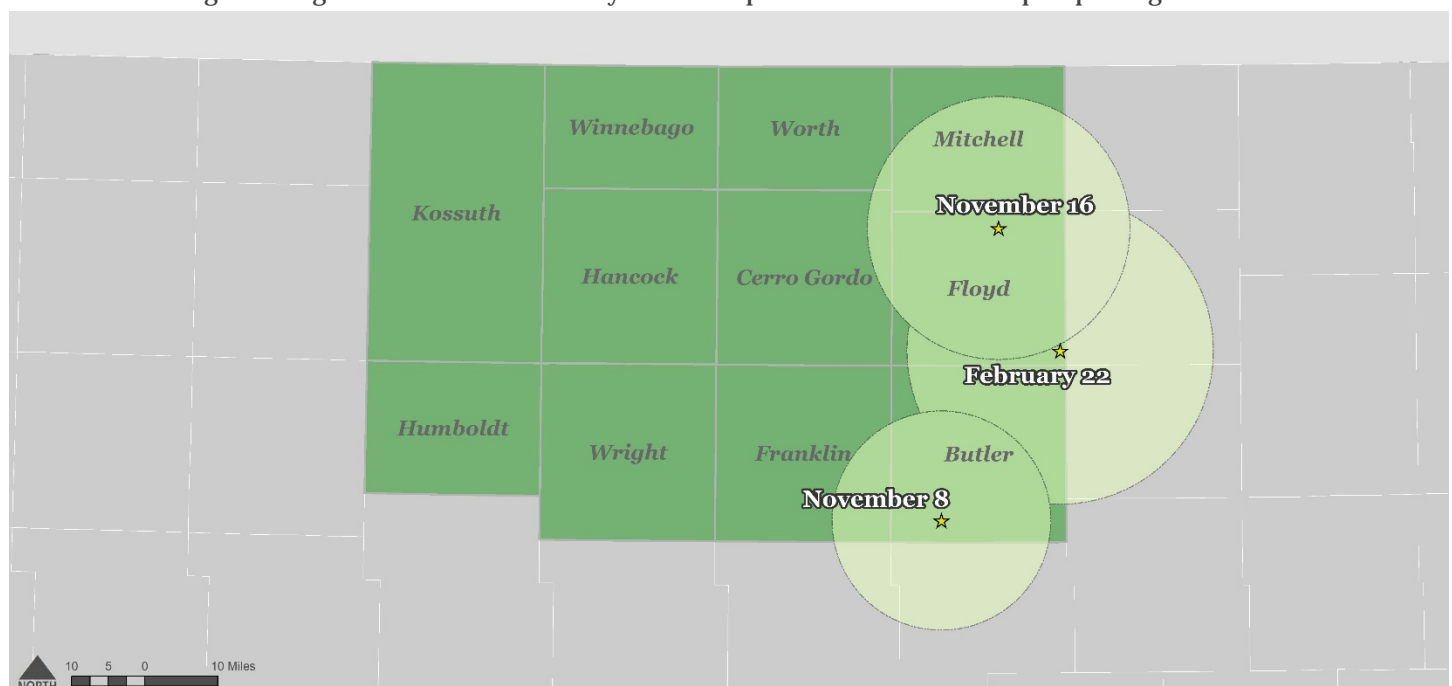
54 = average age of field day attendee



*Total number of attendees at 2017 ILF field days in district. Attendees could select multiple categories to describe themselves when completing the demographic card at sign-in. Count does not include event presenters, organizers or other service providers.

Distance Traveled to Field Days/Workshops

18 miles = Average Driving Distance to ILF field days/workshops in North Central Crop Reporting District



Cover Crop Workshop

Event Summary

Field Day: Cover Crop Workshop

Location: Nashua

Date: Wednesday, 2/22/2017

Time: 12:30 – 2:30 PM

Field Day/Workshop Topics

- ✓ Cover Crops

Field Day/Workshop Speakers

- ✓ Matt Helmers (expert)
- ✓ Mark Licht (expert)

Quality of Field Day/Workshop

3.8 / 5 = Overall quality of field day/workshop

4.0 / 5 = Engagement of the participatory activity

3.8 / 5 = Quality of the information you received

Description of Field Day/Workshop Attendees

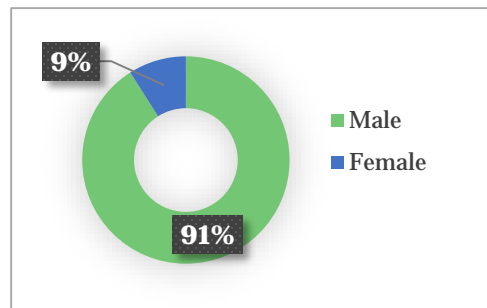
55 total attendees*

- 37 farmers/operators
- 22 landowners
- 4 government agency staff
- 2 agricultural business or industry professionals
- 2 other (not specified)

59 = average age of attendees

21 = average miles traveled to field day

19 = number of attendees with livestock



**Total number of attendees at this field day/workshop – attendees could select multiple categories to describe themselves when completing the demographic card at sign-in. Count does not include event presenters, organizers or other service providers.*

Questions Asked at Field Day/Workshop

Don't roots need moisture to move nutrients through the soil?

Is it good or bad if you use chemicals to speed up decomposition? Would you till more in the fall or turn on your irrigation system to help the process?

Is the goal to decompose the residue quickly or keep it on the soil for later in the season?

Can you describe the pros and cons of prairie strips?

What can we do at the end of our waterways to slow the flow?

Should we be using prairie plants in waterways or brome grass?

Is the Nutrient Reduction Strategy science-based?

How do you get buy-in from the less receptive producers?

What are your thoughts on stalk stompers on the corn head?

Is it the practices alone or when combined that we reach the reduction goals? (Referring to NRS chart)

Is the NRS data from ISU or from the government?

What are the value of cover crops for soil erosion reduction?

Should we be looking at other crops?

Wouldn't the shipping of energy crops get expensive?

Cover Crop Workshop

Responses to Two Week Follow-up Evaluation

52 Evaluations Mailed
24 Evaluations Returned
20 Farmers responded, farming an average of 535 acres

When attendees were asked to describe how they would integrate what they learned from the field day/workshop into their discussions with landowners and farmers, or on their own land (check all that apply):

- 15 are considering use of a cover crop in fall 2017
 - Total current cover crop acres: 1,116 acres
 - Total new cover crop acres: 1,147 acres
- 15 will seek more information about cover crops
- 6 will seek more information about practices recommended by the Iowa Nutrient Reduction Strategy
- 17 will discuss conservation ideas with other farmers, clients, landowners, or tenants
- 10 will discuss cost share with district officials
- 3 do not plan to make any changes

Cover Crop Workshop

Responses to Year-End Evaluation

45 Evaluations Mailed
20 Evaluations Returned
17 Farmers responded, farming an average of 443 acres

When farmers/landowners were asked to describe the ways they integrated what they learned from the field day/workshop into their farming operation (check all that apply):

- 13 fall seeded cover crops in 2017 on 1,125 new cover crop acres
- 10 discussed challenges/benefits of conservation practices with landowners/tenants
- 12 networked conservation ideas with other farmers or farmer clients
 - 3 successfully influenced two or more farmers
 - 4 successfully influenced one other farmer
 - 3 influenced no farmers

Lindaman Field Day*

Event Summary

Field Day: Lindaman Field Day

Location: Aplington

Date: Wednesday, 11/8/2017

Time: 12:00 – 2:00 PM

Field Day/Workshop Topics

- ✓ Cover Crops

Field Day/Workshop Speakers

- ✓ Jim Lindaman (farmer)
- ✓ Rick Juchems (farmer)
- ✓ Liz Juchems (expert)
- ✓ Greg Brenneman (expert)
- ✓ Adam Rodenberg (expert)

Description of Field Day/Workshop Attendees

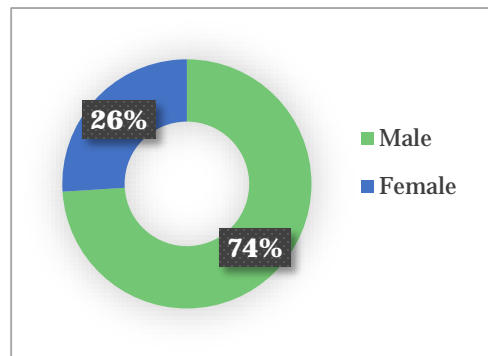
19 total attendees*

- 7 landowners
- 5 government agency staff
- 4 farmers/operators
- 2 agricultural business or industry professionals
- 1 new to farming
- 1 media representative

51 = average age of attendees

15 = average miles traveled to field day

6 = number of attendees with livestock



*Total number of attendees at this field day/workshop – attendees could select multiple categories to describe themselves when completing the demographic card at sign-in. Count does not include event presenters, organizers or other service providers.

Questions Asked at Field Day/Workshop

Do radishes winter kill?

Have you changed your planter settings?

Does your pilot ever miss and fly it on the neighbor's field?

Do you get the aerial map?

What have you observed regarding earthworms?

What are your thoughts on N management?

Have you seen any cost savings in your soybeans?

What would you recommend when getting started with cover crops?

* Because the field day occurred near the end of the 2017 growing season (November 2017), event participants were not mailed a two-week follow-up evaluation. This evaluation method measures changes that a producer intended to make during the 2017 growing season. Field day had fewer than five responses for the January evaluation. This data set is not summarized in the report due to small sample size.

Conservation Learning Labs Field Day Event Summary

Field Day: Conservation Learning Labs Field Day
Location: Floyd
Date: Thursday, 11/16/2017
Time: 10:00 AM – 12:00 PM

Field Day/Workshop Topics

- ✓ Cover Crops
- ✓ Strip-tillage
- ✓ Conservation Learning Labs/Water Quality

Field Day/Workshop Speakers

- ✓ Ben Johnson (farmer)
- ✓ Matt Helmers (expert)
- ✓ Liz Juchems (expert)

Description of Field Day/Workshop Attendees

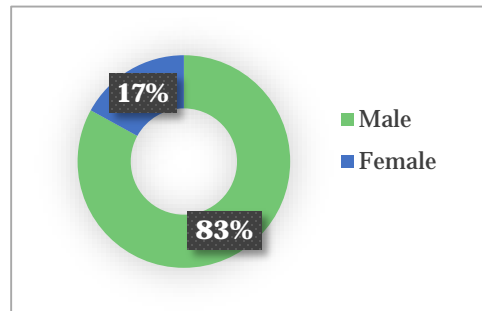
29 total attendees*

- 15 farmers/operators
- 10 landowners
- 6 government agency staff
- 2 other (unspecified)
- 1 agricultural business or industry professional

46 = average age of attendees

18 = average miles traveled to field day

7 = number of attendees with livestock



*Total number of attendees at this field day/workshop – attendees could select multiple categories to describe themselves when completing the demographic card at sign-in. Count does not include event presenters, organizers or other service providers.

Questions Asked at Field Day/Workshop

Ben

What's your nutrient plan?

Did you get much growth from the rapeseed?

Have you seen reduced weed pressure after cover crops?

How did you seed the cover crop?

Would you do this (cover crops) without cost share?

Response: "Maybe, maybe not. If I did it would possibly focus on areas with erosion issues and/or at lower seeding rates to reduce costs."

Matt

Are wetlands pretty consistent in their removal rate in terms of pounds of N?

Do researchers have a handle on the growth of cover crops and timing of nitrate uptake? Are they more concerned about fall or spring growth?

What's the nitrate loss from a perennial crop?

If we weren't growing anything, would we still have nitrate loss?

What impacts do tillage practices have on nitrate movement/concentration?

For no-till, how many acres did you say for NRS? How does that impact N loss?

Does the NRS scenario mean no-till or never-till?

Cover Crop Workshop

*Responses to Two Week Follow-up Evaluation**

*Because the field day occurred near the end of the 2017 growing season (November 2017), event participants were not mailed a two-week follow-up evaluation. This evaluation method measures changes that a producer intended to make during the 2017 growing season. Field day attendees were still asked to participate in the January evaluation (data below).

Cover Crop Workshop

Responses to Year-End Evaluation

19 Evaluations Mailed
8 Evaluations Returned
8 Farmers responded, farming an average of 644 acres

When farmers/landowners were asked to describe the ways they integrated what they learned from the field day/workshop into their farming operation (check all that apply):

- 8 fall seeded cover crops in 2017 on 377 new cover crop acres
- 4 discussed challenges/benefits of conservation practices with landowners/tenants
- 7 networked conservation ideas with other farmers or farmer clients
 - 3 successfully influenced two or more farmers
 - 1 successfully influenced one other farmer
 - 2 influenced no farmers

Northeast Crop Reporting District Field Days

Counties: Allamakee, Black Hawk, Bremer, Buchanan, Chickasaw, Clayton, Delaware, Dubuque, Fayette, Howard, Winneshiek

1 Iowa Learning Farms field days/workshops held in 2017, covering the following topics:

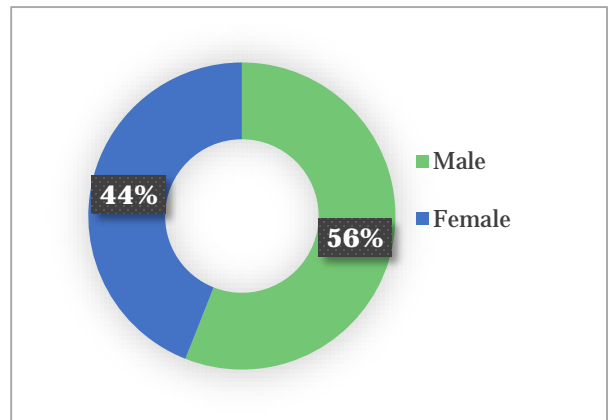
- ✓ Cover Crops
- ✓ No-Till

Demographics of Field Day/Workshop Attendees

27 total attendees*

- 11 farmers/operators
- 9 landowners
- 5 other (unspecified)
- 4 government agency staff
- 3 would like to farm
- 1 new to farming

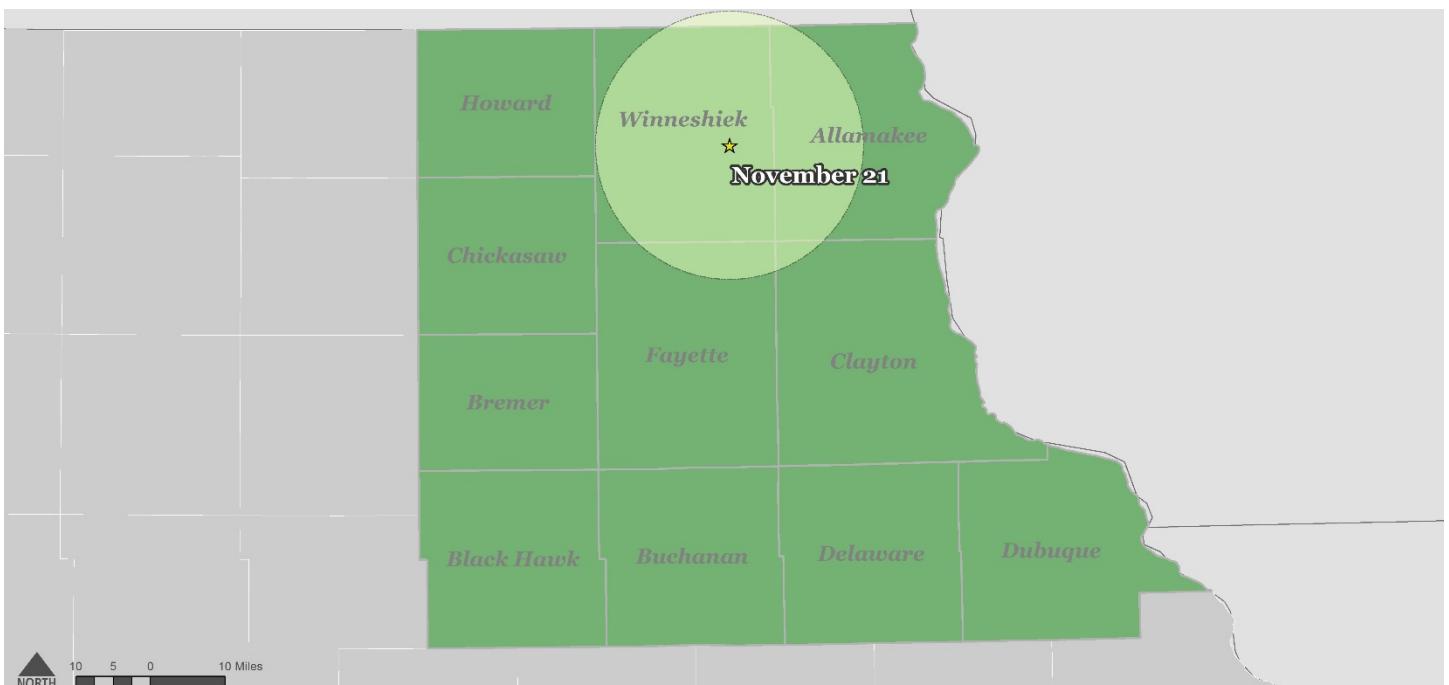
48 = average age of field day attendee



*Total number of attendees at 2017 ILF field days in district. Attendees could select multiple categories to describe themselves when completing the demographic card at sign-in. Count does not include event presenters, organizers or other service providers.

Distance Traveled to Field Days/Workshops

18 miles = Average Driving Distance to ILF field days/workshops in Northeast Crop Reporting District



Upper Iowa Watershed Field Day

Event Summary

Field Day: Upper Iowa Watershed Field Day
Location: Decorah
Date: Tuesday, 11/21/2017
Time: 12:30 – 2:30 PM

Field Day/Workshop Topics

- ✓ Cover Crops
- ✓ No-till

Field Day/Workshop Speakers

- ✓ Jacob Groth (farmer)
- ✓ Neil Sass (expert)
- ✓ Rick Cruse (expert)
- ✓ Matt Frana (expert)

Description of Field Day/Workshop Attendees

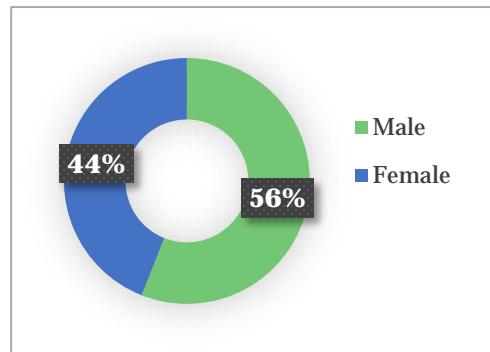
27 total attendees*

- 11 farmers/operators
- 9 landowners
- 5 other (unspecified)
- 4 government agency staff
- 3 would like to farm
- 1 new to farming

48 = average age of attendees

18 = average miles traveled to field day

8 = number of attendees with livestock



*Total number of attendees at this field day/workshop – attendees could select multiple categories to describe themselves when completing the demographic card at sign-in. Count does not include event presenters, organizers or other service providers.

Questions Asked at Field Day/Workshop

Jacob

- Do you have any issues harvesting with a lot of rye residue present?
- Have you thought about just letting the rye go and harvesting for seed?
- Did you see damage to the cover crops in your fields that had CRP nearby?

Rick

Will the marketplace ever incentivize farmers to implement conservation?

Neil

- What's the most effective method to terminate rye?
- Do you recommend mix or single?
- Can you explain the Slake test results?
- To what depth are you sampling for increases of organic matter?
- What kind of biomass growth are you getting?
- What effect does tire spacing have on soil erosion?

Upper Iowa Watershed Field Day *Responses to Two Week Follow-up Evaluation*

*Because the field day occurred near the end of the 2017 growing season (November 2017), event participants were not mailed a two-week follow-up evaluation. This evaluation method measures changes that a producer intended to make during the 2017 growing season. Field day attendees were still asked to participate in the January evaluation (data below).

Upper Iowa Watershed Field Day *Responses to Year-End Evaluation*

14 Evaluations Mailed
6 Evaluations Returned
6 Farmers responded, farming an average of 290 acres

When farmers/landowners were asked to describe the ways they integrated what they learned from the field day/workshop into their farming operation (check all that apply):

- 4 fall seeded cover crops in 2017 on 141 new cover crop acres
- 4 discussed challenges/benefits of conservation practices with landowners/tenants
- 3 networked conservation ideas with other farmers or farmer clients
 - 3 successfully influenced two or more farmers
 - 0 successfully influenced one other farmer
 - 0 influenced no farmers

Northwest Crop Reporting District Field Days

Counties: Buena Vista, Cherokee, Clay, Dickinson, Emmet, Lyon, O'Brien, Osceola, Palo Alto, Plymouth, Pocahontas, Sioux

4 Iowa Learning Farms field days/workshops held in 2017, covering the following topics:

- ✓ Cover Crops (discussed at 4 field days/workshops)
- ✓ Soil Health (discussed at 2 field days/workshops)
- ✓ Wetlands (discussed at 1 field day/workshop)

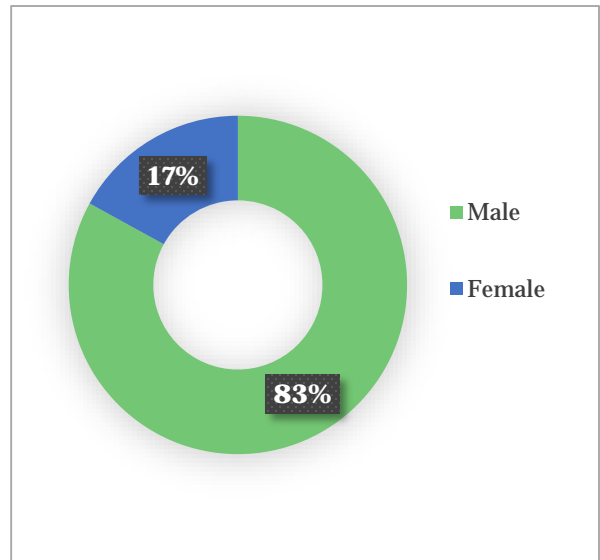
Demographics of Field Day/Workshop Attendees

174 total attendees*

- 85 farmers/operators
- 37 landowners
- 16 agricultural business or industry professionals
- 15 government agency staff
- 15 students or educators
- 13 other (unspecified)
- 11 would like to farm
- 10 new to farming
- 2 media representatives

44 = average attendance per field day/workshop

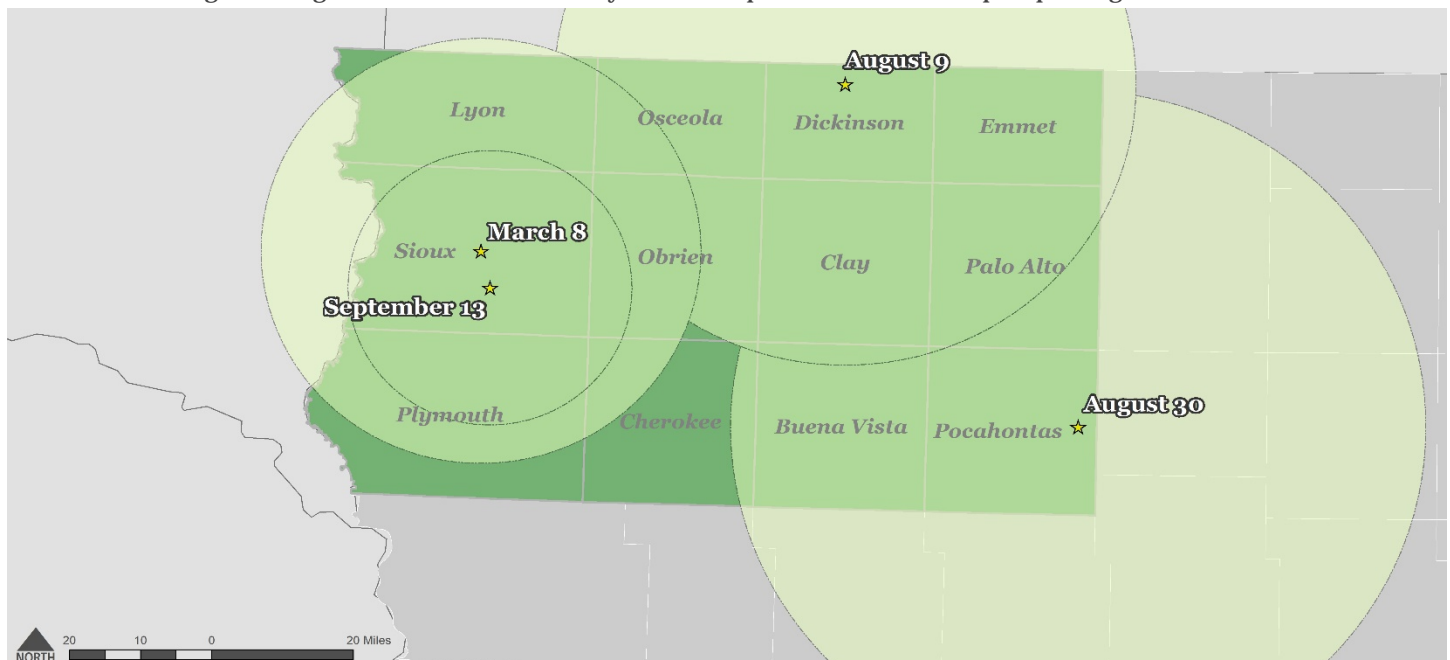
45 = average age of field day attendee



*Total number of attendees at 2017 ILF field days in district. Attendees could select multiple categories to describe themselves when completing the demographic card at sign-in. Count does not include event presenters, organizers or other service providers.

Distance Traveled to Field Days/Workshops

36 miles = Average Driving Distance to ILF field days/workshops in Northwest Crop Reporting District



Cover Crop Workshop

Event Summary

Field Day/Workshop Topics

- ✓ Cover Crops

Field Day/Workshop Speakers

- ✓ Mark Licht (expert)
- ✓ Jamie Benning (expert)

Field Day: Cover Crop Workshop

Location: Nashua

Date: Wednesday, 2/22/2017

Time: 12:30 – 2:30 PM

Quality of Field Day/Workshop

3.8 / 5 = Overall quality of field day/workshop

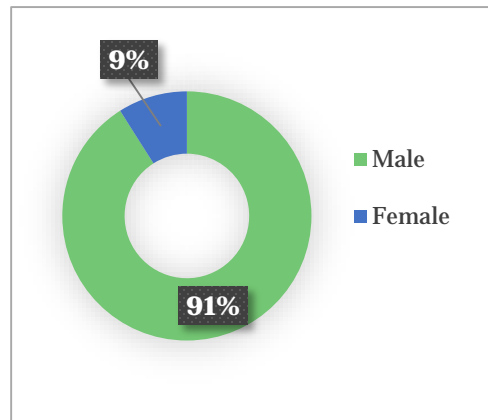
4.3 / 5 = Engagement of the participatory activity

3.6 / 5 = Quality of the information you received

Description of Field Day/Workshop Attendees

33 total attendees*

- 27 farmers/operators
- 4 agricultural business or industry professionals
- 3 landowners
- 3 government agency staff
- 2 new to farming
- 1 would like to farm
- 1 student or educator
- 1 media representative



50 = average age of attendees

31 = average miles traveled to field day

20 = number of attendees with livestock

**Total number of attendees at this field day/workshop – attendees could select multiple categories to describe themselves when completing the demographic card at sign-in. Count does not include event presenters, organizers or other service providers.*

Questions Asked at Field Day/Workshop

What is the time frame for the Nutrient Reduction Strategy?

For stormwater, that is not treated, is it?

So how does phosphorus move? Doesn't it settle/move down through the profile?

Can you farm over bioreactors?

Comments

In this region, P may be of higher concern (due to manure application)

Another barrier is our current agriculture structure. Participant called for more diversified crops and less concentrated livestock production.

Cover Crop Workshop
Responses to Two Week Follow-up Evaluation

31 Evaluations Mailed
21 Evaluations Returned
21 Farmers responded, farming an average of 669 acres

When attendees were asked to describe how they would integrate what they learned from the field day/workshop into their discussions with landowners and farmers, or on their own land (check all that apply):

- 17 are considering use of a cover crop in fall 2017
 - Total current cover crop acres: 4,280 acres
 - Total new cover crop acres: 1,660 acres
- 19 will seek more information about cover crops
- 8 will seek more information about practices recommended by the Iowa Nutrient Reduction Strategy
- 16 will discuss conservation ideas with other farmers, clients, landowners, or tenants
- 10 will discuss cost share with district officials
- 0 do not plan to make any changes

Cover Crop Workshop
Responses to Year-End Evaluation

27 Evaluations Mailed
12 Evaluations Returned
11 Farmers responded, farming an average of 509 acres

When farmers/landowners were asked to describe the ways they integrated what they learned from the field day/workshop into their farming operation (check all that apply):

- 9 fall seeded cover crops in 2017 on 727 new cover crop acres
- 4 discussed challenges/benefits of conservation practices with landowners/tenants
- 6 networked conservation ideas with other farmers or farmer clients
 - 3 successfully influenced two or more farmers
 - 2 successfully influenced one other farmer
 - 0 influenced no farmers

Dickinson County Field Day

Event Summary

Field Day: Dickinson County Field Day

Location: Spirit Lake

Date: Wednesday, 8/9/2017

Time: 5:00 – 7:00 PM

Field Day/Workshop Topics

- ✓ Cover Crops
- ✓ Soil Health

Field Day/Workshop Speakers

- ✓ John Boettcher (farmer)
- ✓ Doug Peterson (expert)
- ✓ Ann Staudt (expert)
- ✓ Liz Juchems (expert)

Quality of Field Day/Workshop

4.7 / 5 = Overall quality of field day/workshop

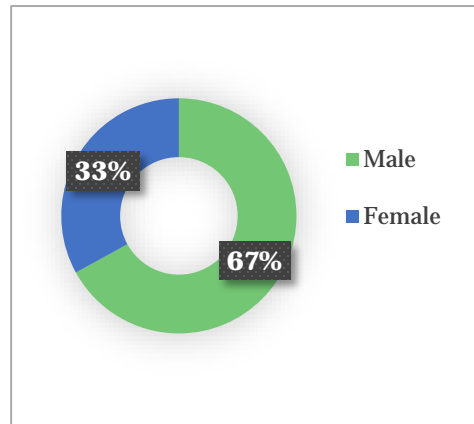
4.6 / 5 = Effectiveness of expert presentation(s)

4.7 / 5 = Effectiveness of farmer presentation(s)

Description of Field Day/Workshop Attendees

64 total attendees*

- 23 landowners
- 21 farmers/operators
- 10 other (not specified)
- 8 government agency staff
- 4 agricultural business or industry professionals
- 4 new to farming
- 4 would like to farm
- 1 media representative



51 = average age of attendees

41 = average miles traveled to field day

18 = number of attendees with livestock

**Total number of attendees at this field day/workshop – attendees could select multiple categories to describe themselves when completing the demographic card at sign-in. Count does not include event presenters, organizers or other service providers.*

Questions Asked at Field Day/Workshop

Have you seen any yield increases with cover crops?

How long did it take for yield increases to be realized?

Can too much residue be a problem?

How do you make cover crops pay? What are the benefits of cover crops beyond no-till?

What's the best way to handle cover crop termination?

Aren't the earthworms affected by fertilizer and chemicals?

Isn't manure the best way to build soil organic matter?

With the NRS, does 83 refer to the number of wetland sites or the total number of acres of wetlands?

How many prairie strips are there currently? How many does the NRS call for?

Can cattle graze prairie strips?

What are the benefits of prairie strips besides capturing soil at the edge of the field?

How do prairie strips compare to alfalfa in terms of the NRS?

Why does FSA categorize prairie strips as HEL on slopes and wetlands at the toe?

What's being done in town where there are big lawns right up next to the lake?

Are you driving back to Ames tonight?

Dickinson County Field Day
Responses to Two Week Follow-up Evaluation

55 Evaluations Mailed
20 Evaluations Returned
11 Farmers responded, farming an average of 707 acres

When attendees were asked to describe how they would integrate what they learned from the field day/workshop into their discussions with landowners and farmers, or on their own land (check all that apply):

- 10 are considering use of a cover crop in fall 2017
 - Total current cover crop acres: 2,151 acres
 - Total new cover crop acres: 332 acres
- 14 will seek more information about cover crops
- 8 will seek more information about practices recommended by the Iowa Nutrient Reduction Strategy
- 14 will discuss conservation ideas with other farmers, clients, landowners, or tenants
- 8 will discuss cost share with district officials
- 0 do not plan to make any changes

Dickinson County Field Day
Responses to Year-End Evaluation

32 Evaluations Mailed
9 Evaluations Returned
8 Farmers responded, farming an average of 879 acres

When farmers/landowners were asked to describe the ways they integrated what they learned from the field day/workshop into their farming operation (check all that apply):

- 7 fall seeded cover crops in 2017 on 550 new cover crop acres
- 6 discussed challenges/benefits of conservation practices with landowners/tenants
- 7 networked conservation ideas with other farmers or farmer clients
 - 3 successfully influenced two or more farmers
 - 2 successfully influenced one other farmer
 - 1 influenced no farmers

Gilmore City Field Day

Event Summary

Field Day: Gilmore City Field Day

Location: Gilmore City

Date: Wednesday, 8/30/2017

Time: 5:30 – 7:30 PM

Field Day/Workshop Topics

- ✓ Cover Crops
- ✓ Wetlands

Field Day/Workshop Speakers

- ✓ Bob and Jay Lynch (farmers)
- ✓ Matt Helmers (expert)
- ✓ Bill Crumpton (expert)
- ✓ Lee Gravel (expert)
- ✓ Jordan Kolarik (expert)

Quality of Field Day/Workshop

4.8 / 5 = Overall quality of field day/workshop

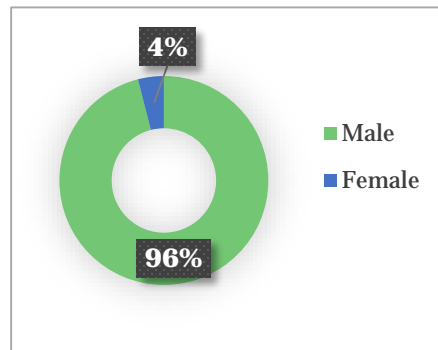
4.5 / 5 = Effectiveness of expert presentation(s)

4.7 / 5 = Effectiveness of farmer presentation(s)

Description of Field Day/Workshop Attendees

26 total attendees*

- 11 farmers/operators
- 6 landowners
- 6 agricultural business or industry professionals
- 4 students or educators
- 2 would like to farm
- 2 other (not specified)



53 = average age of attendees

49 = average miles traveled to field day

5 = number of attendees with livestock

**Total number of attendees at this field day/workshop – attendees could select multiple categories to describe themselves when completing the demographic card at sign-in. Count does not include event presenters, organizers or other service providers.*

Questions Asked at Field Day/Workshop

Cover Crops

How do cover crops work with your strip-till?

Do you know of anybody around here using a roller crimper?

Have you ever taken soil temperatures in areas where you have cover crops and where you don't? How different was it?

How do soil temperatures compare with conventionally worked ground?

How much flexibility does your pilot give you in terms of seeding timing?

Bioreactors

Have you had trouble finding woodchips?

What type of woodchips are you looking for?

How often do you change the woodchips in there?

What will be done with the spent woodchips?

Oxbows

The oxbows around here are all filled with trees – how does that work in terms of restoration?

Are there dollars available to dig the oxbows out?

What is the process of adding a practice (like oxbows) to Iowa's Nutrient Reduction Strategy?

Wetlands

What happens to the NO₃-N? Does it dissolve or disintegrate?

What level of nitrate removal are you seeing with these wetlands?

Is the nitrate reduction just in the first year?

What are these wetlands doing for phosphorus?

Are there certain aquatic plants that can take up more P?

What do these wetlands do for aquatic life?

Are there meant to be fish in there? How do they respond to the nutrient loads?

How do these wetlands do in winter? These past couple years, we haven't really had a heavy snow cover.

Is the water from this wetland pumped into that center pivot irrigation system?

Is this the brainchild of Iowa State, or the federal government, or the state?

Who pays for these wetlands? What's the split?

Miscellaneous

How many agricultural drainage wells are left?

Are all of these agricultural drainage wells going to be closed eventually?

Is there a website for the Retain program?

Are these materials (handouts/DVDs) free of charge?

Gilmore City Field Day
Responses to Two Week Follow-up Evaluation

23 Evaluations Mailed
7 Evaluations Returned
5 Farmers responded, farming an average of 700 acres

When attendees were asked to describe how they would integrate what they learned from the field day/workshop into their discussions with landowners and farmers, or on their own land (check all that apply):

- 3 are considering use of a cover crop in fall 2017
 - Total current cover crop acres: 500 acres
 - Total new cover crop acres: 700 acres
- 4 will seek more information about cover crops
- 3 will seek more information about practices recommended by the Iowa Nutrient Reduction Strategy
- 3 will discuss conservation ideas with other farmers, clients, landowners, or tenants
- 3 will discuss cost share with district officials
- 1 does not plan to make any changes

Gilmore City Field Day
Responses to Year-End Evaluation

13 Evaluations Mailed
5 Evaluations Returned
5 Farmers responded, farming an average of 618 acres

When farmers/landowners were asked to describe the ways they integrated what they learned from the field day/workshop into their farming operation (check all that apply):

- 1 fall seeded cover crops in 2017 (no new cover crop acres)
- 2 discussed challenges/benefits of conservation practices with landowners/tenants
- 2 networked conservation ideas with other farmers or farmer clients
 - 1 successfully influenced two or more farmers
 - 0 successfully influenced one other farmer
 - 1 influenced no farmers

John Kiel Field Day

Event Summary

Field Day: John Kiel Field Day

Location: Orange City

Date: Wednesday, 9/13/2017

Time: 5:30 – 7:30 PM

Field Day/Workshop Topics

- ✓ Cover Crops
- ✓ Soil Health

Field Day/Workshop Speakers

- ✓ Jon Kiel (farmer)
- ✓ Mark Licht (expert)
- ✓ Liz Juchems (expert)
- ✓ Colton Meyer (expert)

Quality of Field Day/Workshop

3.9 / 5 = Overall quality of field day/workshop

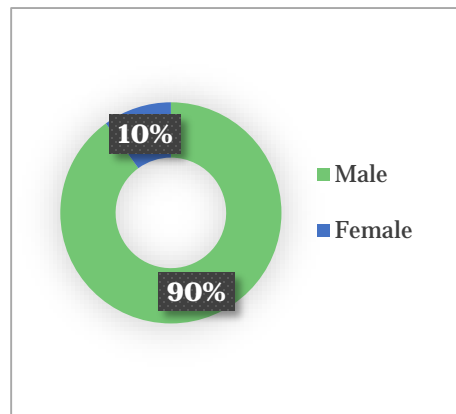
4.0 / 5 = Effectiveness of expert presentation(s)

3.8 / 5 = Effectiveness of farmer presentation(s)

Description of Field Day/Workshop Attendees

51 total attendees*

- 26 farmers/operators
- 10 students or educators
- 7 would like to farm
- 5 landowners
- 4 new to farming
- 4 government agency staff
- 2 agricultural business or industry professionals
- 1 other (unspecified)



32 = average age of attendees

20 = average miles traveled to field day

23 = number of attendees with livestock

**Total number of attendees at this field day/workshop – attendees could select multiple categories to describe themselves when completing the demographic card at sign-in. Count does not include event presenters, organizers or other service providers.*

Questions Asked at Field Day/Workshop

Are you no-tilling the beans too? How did they turn out?

Why are you drilling cover crops? What are the benefits compared to other techniques?

What are the options for cover crops for silage acres?

Joel DeJong was in attendance and asked Mark to consider setting up trials that look at planting soybeans in late April into rye and then harvesting the rye as silage and measuring the profitability

John Kiel Field Day*
Responses to Two Week Follow-up Evaluation

33 Evaluations Mailed
10 Evaluations Returned
7 Farmers responded, farming an average of 505 acres

When attendees were asked to describe how they would integrate what they learned from the field day/workshop into their discussions with landowners and farmers, or on their own land (check all that apply):

- 7 are considering use of a cover crop in fall 2017
 - Total current cover crop acres: 940 acres
 - Total new cover crop acres: 115 acres
- 8 will seek more information about cover crops
- 6 will seek more information about practices recommended by the Iowa Nutrient Reduction Strategy
- 9 will discuss conservation ideas with other farmers, clients, landowners, or tenants
- 6 will discuss cost share with district officials
- 0 do not plan to make any changes

* Field day had fewer than five responses for the January evaluation. This data set is not summarized in the report due to small sample size

South Central Crop Reporting District Field Days

Counties: Appanoose, Clarke, Decatur, Lucas, Madison, Marion, Monroe, Ringgold, Union, Warren, Wayne

2 Iowa Learning Farms field days/workshops held in 2017, covering the following topics:

- ✓ Cover Crops (discussed at 2 field days/workshops)

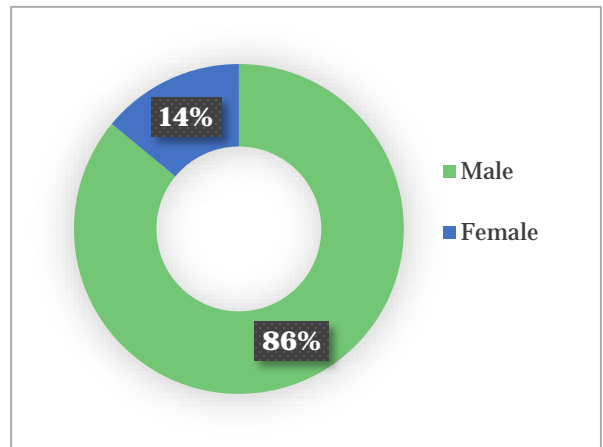
Demographics of Field Day/Workshop Attendees

59 total attendees*

- 40 farmers/operators
- 20 landowners
- 3 government agency staff
- 3 new to farming
- 2 would like to farm
- 2 other (unspecified)

30 = average attendance per field day/workshop

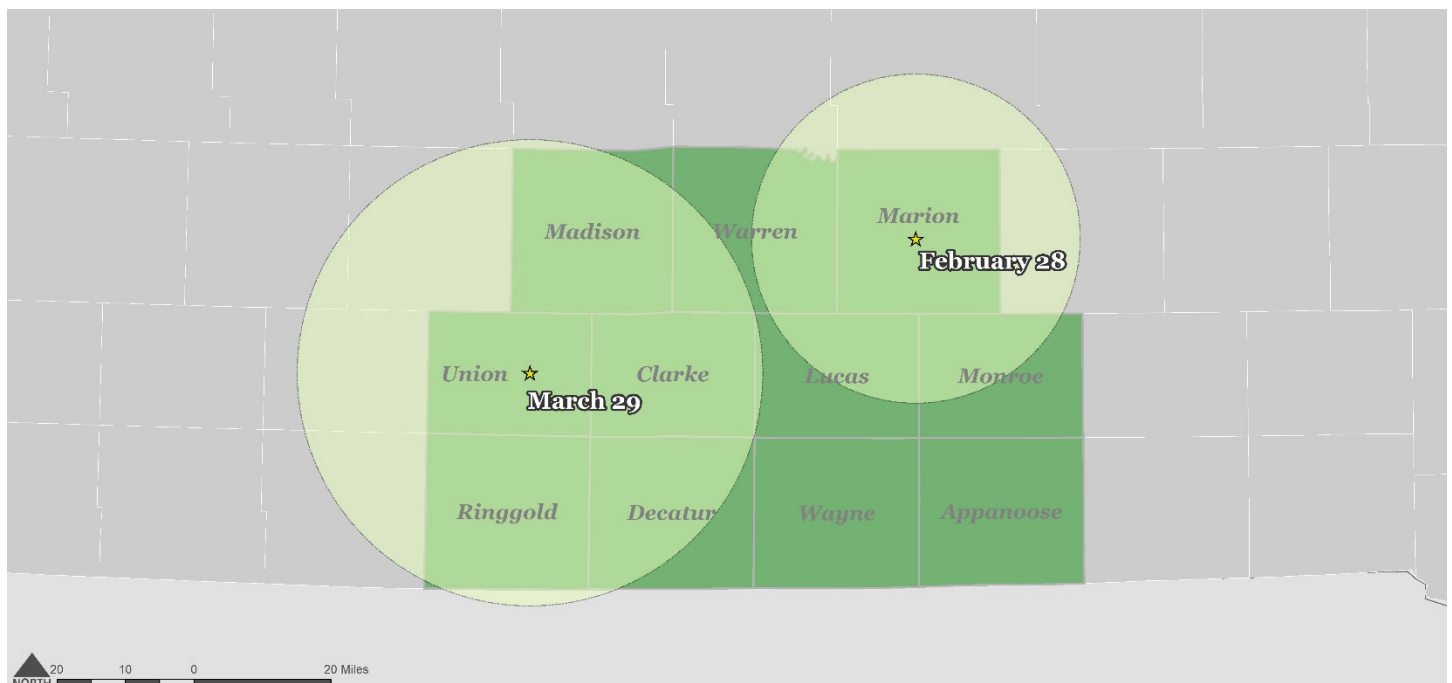
53 = average age of field day attendee



*Total number of attendees at 2017 ILF field days in district. Attendees could select multiple categories to describe themselves when completing the demographic card at sign-in. Count does not include event presenters, organizers or other service providers.

Distance Traveled to Field Days/Workshops

28 miles = Average Driving Distance to ILF field days/workshops in South Central Crop Reporting District



Cover Crop Workshop

Event Summary

Field Day: Cover Crop Workshop

Location: Knoxville

Date: Tuesday, 2/28/2017

Time: 12:30 – 2:30 PM

Field Day/Workshop Topics

- ✓ Cover Crops

Field Day/Workshop Speakers

- ✓ Matt Helmers (expert)

Quality of Field Day/Workshop

4.4 / 5 = Overall quality of field day/workshop

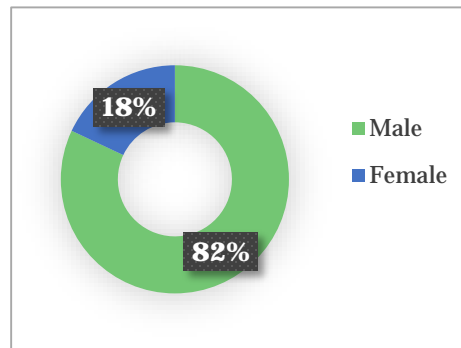
4.2 / 5 = Effectiveness of expert presentation(s)

4.2 / 5 = Effectiveness of farmer presentation(s)

Description of Field Day/Workshop Attendees

39 total attendees*

- 23 farmers/operators
- 14 landowners
- 3 new to farming
- 2 would like to farm
- 2 government agency staff
- 2 other (unspecified)



53 = average age of attendees

23 = average miles traveled to field day

18 = number of attendees with livestock

**Total number of attendees at this field day/workshop – attendees could select multiple categories to describe themselves when completing the demographic card at sign-in. Count does not include event presenters, organizers or other service providers.*

Questions Asked at Field Day/Workshop

How do you justify using cover crops on rented land when you may not have the land in the long run?

Is there a risk of rye ahead of corn causing allelopathy?

Is there a residual herbicide effect on the rye growth ahead of soybeans/following corn?

Cover Crop Workshop

Responses to Two Week Follow-up Evaluation

36 Evaluations Mailed
21 Evaluations Returned
18 Farmers responded, farming an average of 674 acres

When attendees were asked to describe how they would integrate what they learned from the field day/workshop into their discussions with landowners and farmers, or on their own land (check all that apply):

- 12 are considering use of a cover crop in fall 2017
 - Total current cover crop acres: 1,970 acres
 - Total new cover crop acres: 355 acres
- 17 will seek more information about cover crops
- 9 will seek more information about practices recommended by the Iowa Nutrient Reduction Strategy
- 18 will discuss conservation ideas with other farmers, clients, landowners, or tenants
- 9 will discuss cost share with district officials
- 1 does not plan to make any changes

Cover Crop Workshop

Responses to Year-End Evaluation

31 Evaluations Mailed
14 Evaluations Returned
14 Farmers responded, farming an average of 695 acres

When farmers/landowners were asked to describe the ways they integrated what they learned from the field day/workshop into their farming operation (check all that apply):

- 9 fall seeded cover crops in 2017 on 200 new cover crop acres
- 7 discussed challenges/benefits of conservation practices with landowners/tenants
- 7 networked conservation ideas with other farmers or farmer clients
 - 1 successfully influenced two or more farmers
 - 3 successfully influenced one other farmer
 - 1 influenced no farmers

Cover Crop Field Day

Event Summary

Field Day: Cover Crop Field Day

Location: Afton

Date: Wednesday, 3/29/2017

Time: 10:30 AM – 12:30 PM

Field Day/Workshop Topics

- ✓ Cover Crops

Field Day/Workshop Speakers

- ✓ Nick, Cole and Cain Lacina (farmers)
- ✓ Joe Sellers (expert)
- ✓ Liz Juchems (expert)

Quality of Field Day/Workshop

4.1 / 5 = Overall quality of field day/workshop

4.4 / 5 = Effectiveness of expert presentation(s)

4.1 / 5 = Effectiveness of farmer presentation(s)

Description of Field Day/Workshop Attendees

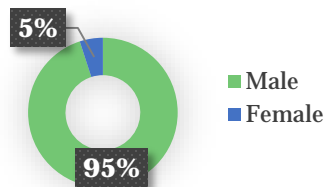
20 total attendees*

- 17 farmers/operators
- 6 landowners
- 1 government agency staff

54 = average age of attendees

34 = average miles traveled to field day

16 = number of attendees with livestock



*Total number of attendees at this field day/workshop – attendees could select multiple categories to describe themselves when completing the demographic card at sign-in. Count does not include event presenters, organizers or other service providers.

Questions Asked at Field Day/Workshop

How are you seeding your rye? Are you incorporating it?

What's the next crop following the rye?

Are you harvesting the rye in bales? (grazing rye, baling wheat)

Have you harvested the rye as bales?

How many days can you graze your rye?

How long to let the wheat dry before baling?

When are you mowing the wheat?

Are your beans rowed or drilled?

You can run a fertilizer cart in the beans that late and still have grain to harvest?

Are you seeing a delay in soybean planting each year?

Have you see any issues with bean harvest with the already growing rye?

Do you have any advice for what hasn't worked?

Is there a reason for not using triticale?

What's your management plan after baling wheat? No-till? Herbicide plan?

Are you using the same acres every year (for rye and wheat) or do you rotate?

Are you planting a shorter season bean?

Is the concern of rye before corn the same for wheat?

What's too early to seed cover crops?

Cover Crop Field Day

Responses to Two Week Follow-up Evaluation

20 Evaluations Mailed
10 Evaluations Returned
9 Farmers responded, farming an average of 752 acres

When attendees were asked to describe how they would integrate what they learned from the field day/workshop into their discussions with landowners and farmers, or on their own land (check all that apply):

- 8 are considering use of a cover crop in fall 2017
 - Total current cover crop acres: 0 acres
 - Total new cover crop acres: 405 acres
- 9 will seek more information about cover crops
- 4 will seek more information about practices recommended by the Iowa Nutrient Reduction Strategy
- 6 will discuss conservation ideas with other farmers, clients, landowners, or tenants
- 6 will discuss cost share with district officials
- 0 do not plan to make any changes

Cover Crop Field Day

Responses to Year-End Evaluation

18 Evaluations Mailed
7 Evaluations Returned
6 Farmers responded, farming an average of 766 acres

When farmers/landowners were asked to describe the ways they integrated what they learned from the field day/workshop into their farming operation (check all that apply):

- 4 fall seeded cover crops in 2017 on 396 new cover crop acres
- 5 discussed challenges/benefits of conservation practices with landowners/tenants
- 3 networked conservation ideas with other farmers or farmer clients
 - 0 successfully influenced two or more farmers
 - 2 successfully influenced one other farmer
 - 0 influenced no farmers

Southeast Crop Reporting District Field Days

Counties: Davis, Des Moines, Henry, Jefferson, Keokuk, Lee, Louisa, Mahaska, Van Buren, Wapello, Washington

2 Iowa Learning Farms field days/workshops held in 2017, covering the following topics:

- ✓ Cover Crops (discussed at 1 field day/workshop)
- ✓ Monarch Butterflies/Abandoned Mine Land Reclamation (discussed at 1 field day/workshop)

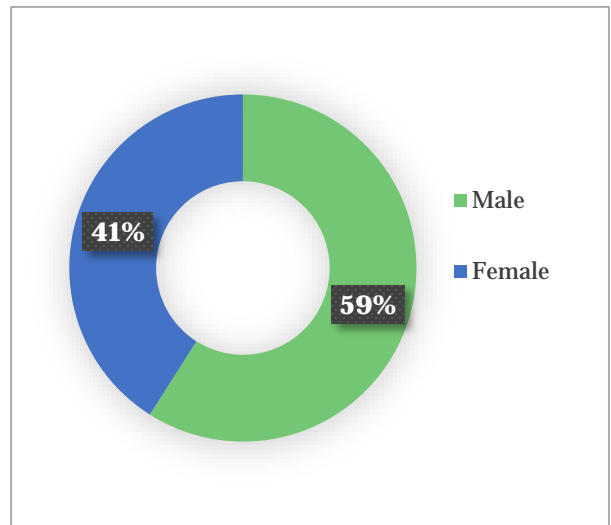
Demographics of Field Day/Workshop Attendees

133 total attendees*

- 52 farmers/operators
- 48 landowners
- 31 other (unspecified)
- 4 agricultural business or industry professionals
- 3 government agency staff
- 1 would like to farm
- 1 student or educator
- 1 media representative

67 = average attendance per field day/workshop

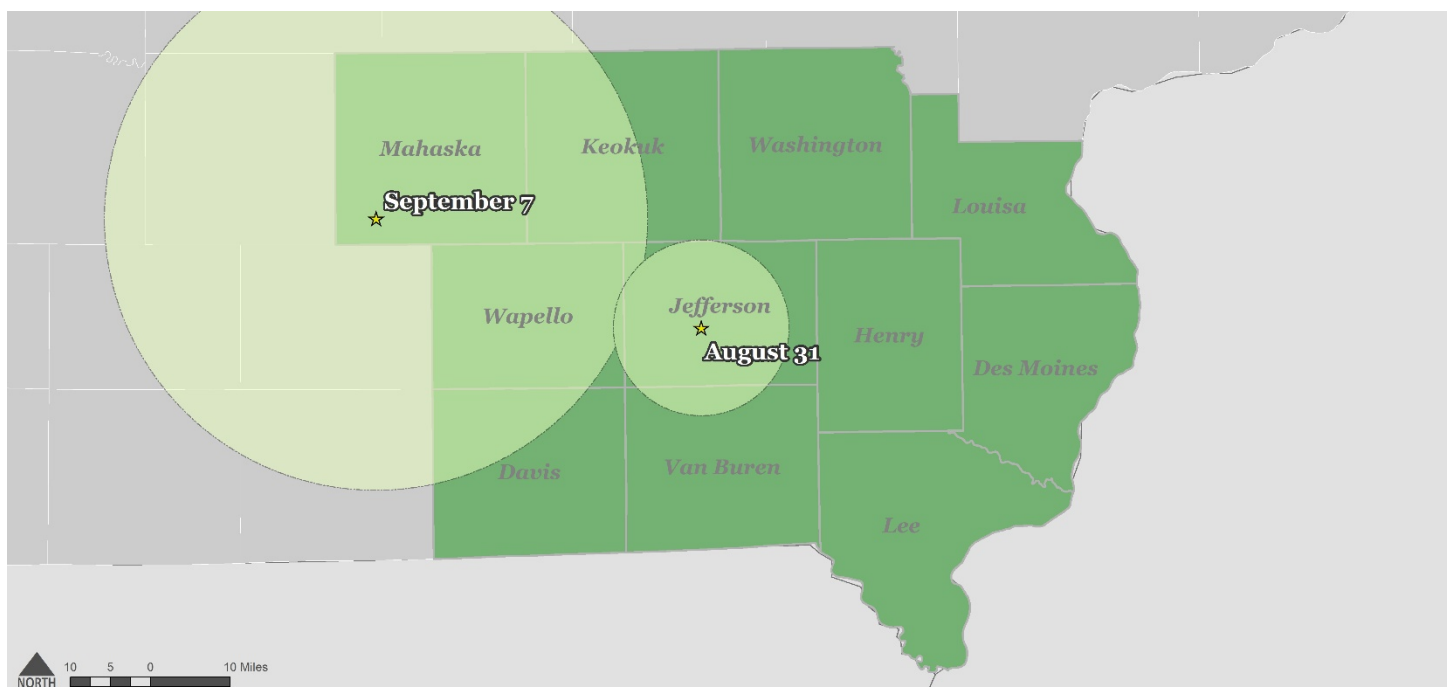
62 = average age of field day attendee



*Total number of attendees at 2017 ILF field days in district. Attendees could select multiple categories to describe themselves when completing the demographic card at sign-in. Count does not include event presenters, organizers or other service providers.

Distance Traveled to Field Days/Workshops

23 miles = Average Driving Distance to ILF field days/workshops in Southeast Crop Reporting District



Jefferson County Field Day

Event Summary

Field Day: Jefferson County Field Day

Location: Fairfield

Date: Thursday, 8/31/2017

Time: 5:30 – 8:30 PM

Field Day/Workshop Topics

- ✓ Cover Crops

Field Day/Workshop Speakers

- ✓ John Beck (expert)
- ✓ Rebecca Vittetoe (expert)
- ✓ Liz Juchems (expert)
- ✓ Lanessa Baker (expert)
- ✓ Miranda Haes (expert)
- ✓ Jeff Olson (expert)

Quality of Field Day/Workshop

4.4 / 5 = Overall quality of field day/workshop

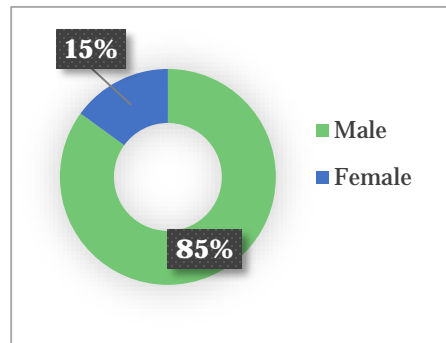
4.3 / 5 = Effectiveness of expert presentation(s)

4.2 / 5 = Effectiveness of farmer presentation(s)

Description of Field Day/Workshop Attendees

47 total attendees*

- 32 farmers/operators
- 12 landowners
- 1 would like to farm
- 2 agricultural business or industry professionals
- 1 media representative
- 1 other (unspecified)



59 = average age of attendees

12 = average miles traveled to field day

27 = number of attendees with livestock

**Total number of attendees at this field day/workshop – attendees could select multiple categories to describe themselves when completing the demographic card at sign-in. Count does not include event presenters, organizers or other service providers.*

Questions Asked at Field Day/Workshop

John

Do you mow the corn stalks down before seeding rye?

When do you run your vertical tillage tool?

How did the beans perform after chopping the rye?

Rebecca

The herbicides were applied in July (U of Missouri study)? Did they apply at full rate?

What are you seeing as you walk fields – any yield predictions between cover and no cover?

Liz

Will winter wheat work like rye?

Do you recommend killing wheat a week ahead like rye?

Are you talking about a nightcrawler (earthworm study)?

Any research on rye helping retain soil moisture during drought?

Lanessa/Miranda

Is there still federal cost-share?

When did the state run out of cost-share?

Can you get both federal and state money?

What's the Cargill deal on cover crops?

Jeff

Have you had any issues of rye interseeded impacting harvest? Getting in with the corn?

Is the 15" spacing better than 30" rows for cover crops?

Are you seeing faster organic matter growth with cover crops?

Jefferson County Field Day
Responses to Two Week Follow-up Evaluation

37 Evaluations Mailed
19 Evaluations Returned
16 Farmers responded, farming an average of 731 acres

When attendees were asked to describe how they would integrate what they learned from the field day/workshop into their discussions with landowners and farmers, or on their own land (check all that apply):

- 16 are considering use of a cover crop in fall 2017
 - Total current cover crop acres: 3,363 acres
 - Total new cover crop acres: 413 acres
- 12 will seek more information about cover crops
- 8 will seek more information about practices recommended by the Iowa Nutrient Reduction Strategy
- 15 will discuss conservation ideas with other farmers, clients, landowners, or tenants
- 11 will discuss cost share with district officials
- 2 do not plan to make any changes

Jefferson County Field Day
Responses to Year-End Evaluation

32 Evaluations Mailed
17 Evaluations Returned
16 Farmers responded, farming an average of 739 acres

When farmers/landowners were asked to describe the ways they integrated what they learned from the field day/workshop into their farming operation (check all that apply):

- 13 fall seeded cover crops in 2017 on 783 new cover crop acres
- 7 discussed challenges/benefits of conservation practices with landowners/tenants
- 14 networked conservation ideas with other farmers or farmer clients
 - 5 successfully influenced two or more farmers
 - 4 successfully influenced one other farmer
 - 1 influenced no farmers

Monarch + Abandoned Mine Land Field Day

Event Summary

Field Day: Monarch/Abandoned Mine Land Field Day
Location: Bussey
Date: Thursday, 9/7/2017
Time: 10:00 AM – 12:00 PM

Field Day/Workshop Topics

- ✓ Monarch Butterflies
- ✓ Abandoned Mine Land Reclamation

Field Day/Workshop Speakers

- ✓ Susan Kozak (expert)
- ✓ Jim Gillespie (expert)
- ✓ Randy Cooney (expert)
- ✓ Seth Appelgate (expert)
- ✓ Anna Bruen (expert)

Quality of Field Day/Workshop

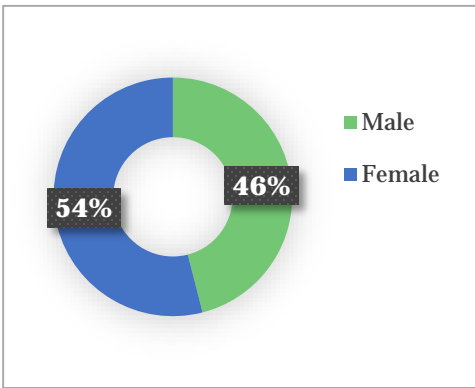
4.6 / 5 = Overall quality of field day/workshop

4.7 / 5 = Effectiveness of expert presentation(s)

Description of Field Day/Workshop Attendees

86 total attendees*

- 36 landowners
- 30 other (not specified)
- 20 farmers/operators
- 3 government agency staff
- 2 would like to farm
- 2 media representatives
- 2 agricultural business or industry professionals
- 1 student or educator



64 = average age of attendees

34 = average miles traveled to field day

15 = number of attendees with livestock

*Total number of attendees at this field day/workshop – attendees could select multiple categories to describe themselves when completing the demographic card at sign-in. Count does not include event presenters, organizers or other service providers.

Questions Asked at Field Day/Workshop

What time of year do you burn prairie? When do you burn it to get the site ready? When do you burn it for maintenance?

How does the timing of burning coincide with monarch migration?

Can the monarch drink out of a cattle waterer or do they need something shallower?

How much money was spent on this project?

Monarch + Abandoned Mine Land Field Day
Responses to Two Week Follow-up Evaluation

67 Evaluations Mailed
27 Evaluations Returned
14 Farmers responded, farming an average of 385 acres

When attendees were asked to describe how they would integrate what they learned from the field day/workshop into their discussions with landowners and farmers, or on their own land (check all that apply):

- 8 are considering use of a cover crop in fall 2017
 - Total current cover crop acres: 1,035 acres
 - Total new cover crop acres: 198 acres
- 5 will seek more information about cover crops
- 3 will seek more information about practices recommended by the Iowa Nutrient Reduction Strategy
- 12 will discuss conservation ideas with other farmers, clients, landowners, or tenants
- 6 will discuss cost share with district officials
- 5 do not plan to make any changes

Monarch + Abandoned Mine Land Field Day
Responses to Year-End Evaluation

33 Evaluations Mailed
12 Evaluations Returned
8 Farmers responded, farming an average of 333 acres

When farmers/landowners were asked to describe the ways they integrated what they learned from the field day/workshop into their farming operation (check all that apply):

- 3 fall seeded cover crops in 2017 on 70 new cover crop acres
- 3 discussed challenges/benefits of conservation practices with landowners/tenants
- 6 networked conservation ideas with other farmers or farmer clients
 - 1 successfully influenced two or more farmers
 - 3 successfully influenced one other farmer
 - 1 influenced no farmers

Southwest Crop Reporting District Field Days

Counties: Adair, Adams, Cass, Fremont, Mills, Montgomery, Page, Pottawattamie, Taylor

3 Iowa Learning Farms field days/workshops held in 2017, covering the following topics:

- ✓ Cover Crops (discussed at 2 field days/workshops)
- ✓ Grazing (discussed at 1 field day/workshop)
- ✓ Soil Health (discussed at 1 field day/workshop)

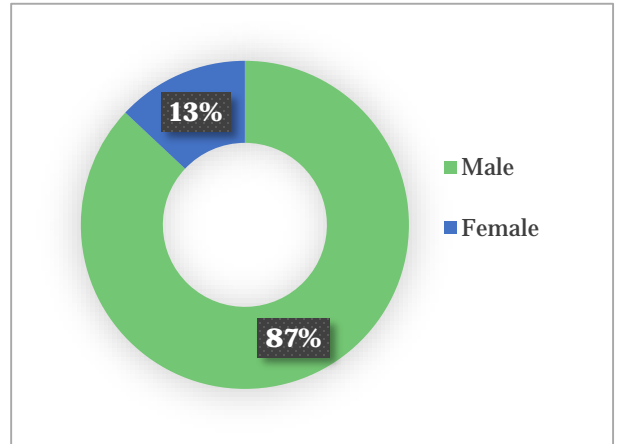
Demographics of Field Day/Workshop Attendees

98 total attendees*

- 59 farmers/operators
- 35 landowners
- 11 other (unspecified)
- 2 agricultural business or industry professionals
- 1 government agency staff
- 1 new to farming

33 = average attendance per field day/workshop

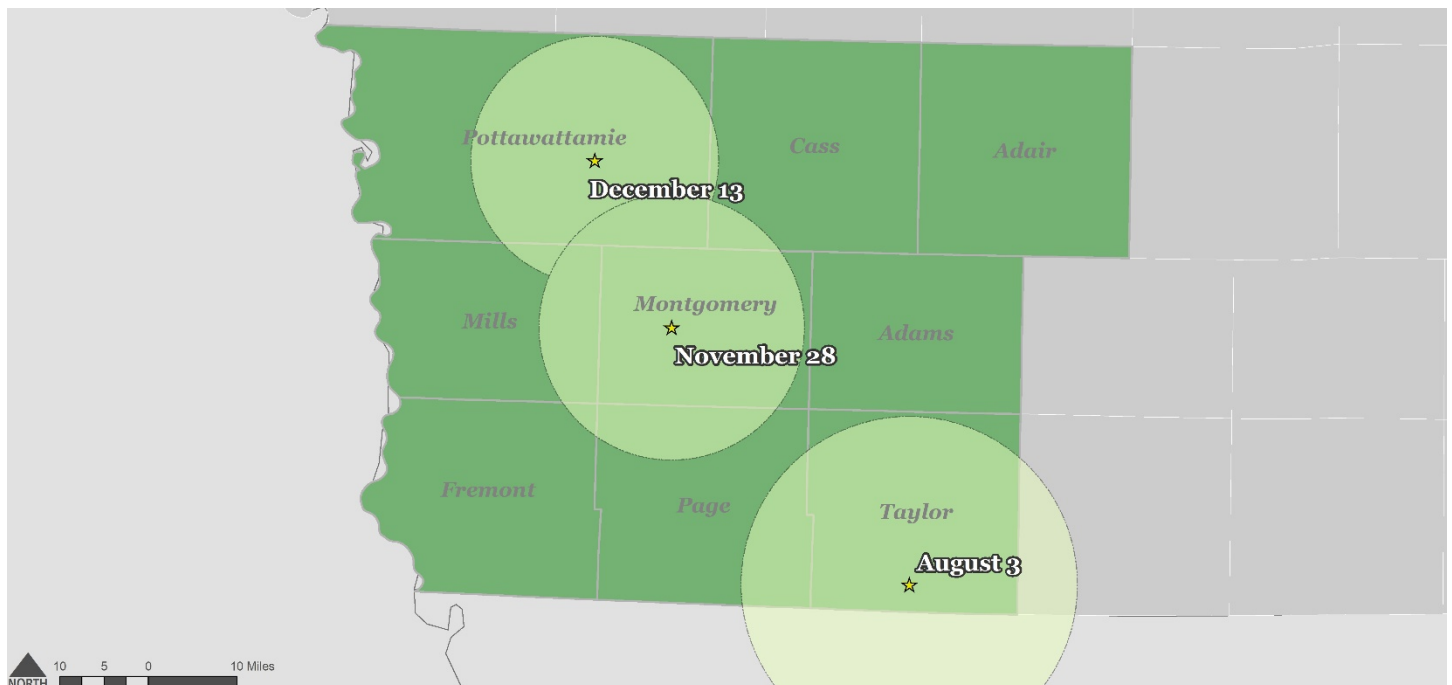
57 = average age of field day attendee



*Total number of attendees at 2017 ILF field days in district. Attendees could select multiple categories to describe themselves when completing the demographic card at sign-in. Count does not include event presenters, organizers or other service providers.

Distance Traveled to Field Days/Workshops

16 miles = Average Driving Distance to ILF field days/workshops in Southwest Crop Reporting District



Taylor County Pasture Walk

Event Summary

Field Day: Taylor County Pasture Walk
Location: Bedford
Date: Thursday, 8/3/2017
Time: 5:00 – 8:00 PM

Field Day/Workshop Topics

- ✓ Rotational Grazing

Field Day/Workshop Speakers

- ✓ Paul Ackley (farmer)
- ✓ Kurt Rowan (farmer)
- ✓ Erin Ogle (expert)
- ✓ Joe Sellers (expert)
- ✓ Chris Clark (expert)

Quality of Field Day/Workshop

4.8 / 5 = Overall quality of field day/workshop

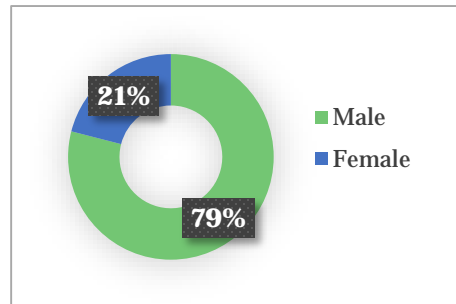
4.7 / 5 = Effectiveness of expert presentation(s)

5.0 / 5 = Effectiveness of farmer presentation(s)

Description of Field Day/Workshop Attendees

38 total attendees*

- 26 farmers/operators
- 13 landowners
- 3 other (unspecified)
- 1 new to farming
- 1 agricultural business or industry professional



58 = average age of attendees

19 = average miles traveled to field day

32 = number of attendees with livestock

**Total number of attendees at this field day/workshop – attendees could select multiple categories to describe themselves when completing the demographic card at sign-in. Count does not include event presenters, organizers or other service providers.*

Questions Asked at Field Day/Workshop

Paul's Field

Is there anything in your mix that will overwinter?

Are you happy with your cow condition as they graze this cover crop? Do they gain weight ok?

Are you glad you have your cows graze cover crop? Or do you prefer them grazing pasture/alfalfa?

Are mixes a good thing to graze? Or just one species?

Do you use polywire in winter?

What are broadleaves? Do you have any planted?

Are cover crops expensive?

I've heard cover crops have different sized seeds. Do they go through the drill ok—or does the drill get plugged?

What made you choose polywire? Is the solar system you have worth the investment?

Do your cows prefer the cover crops or alfalfa pasture more?

Are their stools different when they eat cover crops vs pasture? Have you noticed any change in your soil health (compaction layer) with this cover crop grazing?

Have you fertilized this corn next to this cover crop?

Kurt's Field

Do you mow to maintain fescue?

When do you clip the pasture?

Do you do the clipping all at once?

- How many cows per paddock?
- For fall/winter stock piled grass, do you need to supplement?
- How much potash did you put on this spring?
- How many bales do you need per cow to make it through winter?
- What about trefoil as a grazing species?
- Can trefoil lead to health issues?
- Did you spray the pasture?
- If you crop the land or convert a row crop area, can you remove/manage the fescue?
- What are some things that can cause foot rot/sore legs?

Taylor County Pasture Walk
Responses to Two Week Follow-up Evaluation

36 Evaluations Mailed
 13 Evaluations Returned
 10 Farmers responded, farming an average of 692 acres

When attendees were asked to describe how they would integrate what they learned from the field day/workshop into their discussions with landowners and farmers, or on their own land (check all that apply):

- 5 are considering use of a cover crop in fall 2017
 - Total current cover crop acres: 15 acres
 - Total new cover crop acres: 6 acres
- 2 will seek more information about cover crops
- 6 will seek more information about practices recommended by the Iowa Nutrient Reduction Strategy
- 11 will discuss conservation ideas with other farmers, clients, landowners, or tenants
- 7 will discuss cost share with district officials
- 0 do not plan to make any changes

Taylor County Pasture Walk
Responses to Year-End Evaluation

33 Evaluations Mailed
 5 Evaluations Returned
 4 Farmers responded, farming an average of 628 acres

When farmers/landowners were asked to describe the ways they integrated what they learned from the field day/workshop into their farming operation (check all that apply):

- 2 fall seeded cover crops in 2017 (no new cover crop acres)
- 3 discussed challenges/benefits of conservation practices with landowners/tenants
- 2 networked conservation ideas with other farmers or farmer clients
 - 0 successfully influenced two or more farmers
 - 1 successfully influenced one other farmer
 - 0 influenced no farmers

Walnut Creek Field Day

Event Summary

Field Day: Walnut Creek Field Day
Location: Red Oak
Date: Tuesday, 11/28/2017
Time: 12:30 – 2:30 PM

Field Day/Workshop Topics

- ✓ Cover Crops
- ✓ Soil Health

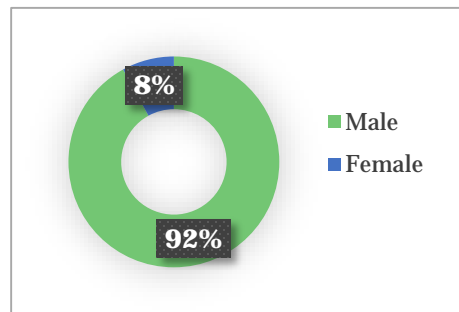
Field Day/Workshop Speakers

- ✓ Dave Robinette (farmer)
- ✓ Mike Johnson (farmer)
- ✓ Gary Johnson (farmer)
- ✓ Kent Swanson (farmer)
- ✓ Mark Peterson (farmer)
- ✓ Sarah Carlson (expert)
- ✓ Dan Case (expert)

Description of Field Day/Workshop Attendees

26 total attendees*

- 19 farmers/operators
- 9 landowners
- 1 government agency staff
- 1 agricultural business or industry professional
- 1 other (unspecified)



60 = average age of attendees
15 = average miles traveled to field day
12 = number of attendees with livestock

*Total number of attendees at this field day/workshop – attendees could select multiple categories to describe themselves when completing the demographic card at sign-in. Count does not include event presenters, organizers or other service providers.

Questions Asked at Field Day/Workshop

Panel

Is there any difference in root mass when grazed?
What kind of drill do you use?
Are most of you killing your rye 2-3 week prior?
Are you looking at different wheat varieties for grazing?
Have you ever mowed the cover crop? Will that produce similar results as grazing it in terms of encouraging growth?
How have cover crops changed your rougher areas?
Have any of you changed your N program?
Why did you choose wheat for your cattle to graze?

Would 100% statewide cost share help reach the NRS goals?

Sarah

None of these studies were grazed?
Have we ever studied over year, the depth of soil carbon?
Have you ever done anything with critical biomass?
Are you going to talk about legumes into soybeans?
Is this information in your presentation available online?

Dan

When was the photo of the watershed cover crops taken?

Walnut Creek Field Day

*Responses to Two Week Follow-up Evaluation**

*Because the field day occurred near the end of the 2017 growing season (November 2017), event participants were not mailed a two-week follow-up evaluation. This evaluation method measures changes that a producer intended to make during the 2017 growing season. Field day attendees were still asked to participate in the January evaluation (data below).

Walnut Creek Field Day

Responses to Year-End Evaluation

26 Evaluations Mailed
12 Evaluations Returned
11 Farmers responded, farming an average of 699 acres

When farmers/landowners were asked to describe the ways they integrated what they learned from the field day/workshop into their farming operation (check all that apply):

- 8 fall seeded cover crops in 2017 on 300 new cover crop acres
- 6 discussed challenges/benefits of conservation practices with landowners/tenants
- 7 networked conservation ideas with other farmers or farmer clients
 - 2 successfully influenced two or more farmers
 - 1 successfully influenced one other farmer
 - 2 influenced no farmers

East Pottawattamie Workshop

Event Summary

Field Day: East Pottawattamie Workshop
Location: Oakland
Date: Wednesday, 12/13/2017
Time: 5:30 – 7:30 PM

Field Day/Workshop Topics

- ✓ Cover Crops

Field Day/Workshop Speakers

- ✓ Russ Brandes (farmer)
- ✓ Stefan Gailans (expert)
- ✓ Liz Juchems (expert)

Description of Field Day/Workshop Attendees

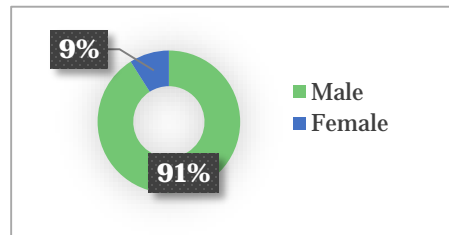
34 total attendees*

- 14 farmers/operators
- 13 landowners
- 7 other (unspecified)

54 = average age of attendees

14 = average miles traveled to field day

12 = number of attendees with livestock



*Total number of attendees at this field day/workshop – attendees could select multiple categories to describe themselves when completing the demographic card at sign-in. Count does not include event presenters, organizers or other service providers.

Questions Asked at Field Day/Workshop

Russ

- When did you seed the mixes?
- Was it following a small grain?
- What is your nitrogen plan after the mix?
- What value do you get through grazing?
- Why did you add sunflower to the mix?

Stefan

- What modes of action are they using to terminate the rye? Is the same for corn and soybeans?
- When you fly it on, how much is getting caught in the whorls/canopy?
- Are there grants available to help offset the costs for using cover crops?
- Are you tracking organic matter changes at the long term sites?
- Is anyone growing cover crops as a commodity crop?

Liz

- Tenant or landlord – who pays for the cover crops?
- Are earthworms impacted by BT corn?
- Do you have to certify acres for the crop insurance?
- Is this information in your presentation available online?

Dan

- When was the photo of the watershed cover crops taken?

East Pottawattamie Workshop

*Responses to Two Week Follow-up Evaluation**

*Because the field day occurred near the end of the 2017 growing season (November 2017), event participants were not mailed a two-week follow-up evaluation. This evaluation method measures changes that a producer intended to make during the 2017 growing season. Field day attendees were still asked to participate in the January evaluation (data below).

East Pottawattamie Workshop

Responses to Year-End Evaluation

25 Evaluations Mailed
17 Evaluations Returned
15 Farmers responded, farming an average of 577 acres

When farmers/landowners were asked to describe the ways they integrated what they learned from the field day/workshop into their farming operation (check all that apply):

- 11 fall seeded cover crops in 2017 on 542 new cover crop acres
- 14 discussed challenges/benefits of conservation practices with landowners/tenants
- 9 networked conservation ideas with other farmers or farmer clients
 - 3 successfully influenced two or more farmers
 - 4 successfully influenced one other farmer
 - 1 influenced no farmers

West Central Crop Reporting District Field Days

Counties: Audubon, Calhoun, Carroll, Crawford, Greene, Guthrie, Harrison, Ida, Monona, Sac, Shelby, Woodbury

2 Iowa Learning Farms field days/workshops held in 2017, covering the following topics:

- ✓ Cover Crops (discussed at 1 field day/workshop)
- ✓ Grazing (discussed at 1 field day/workshop)

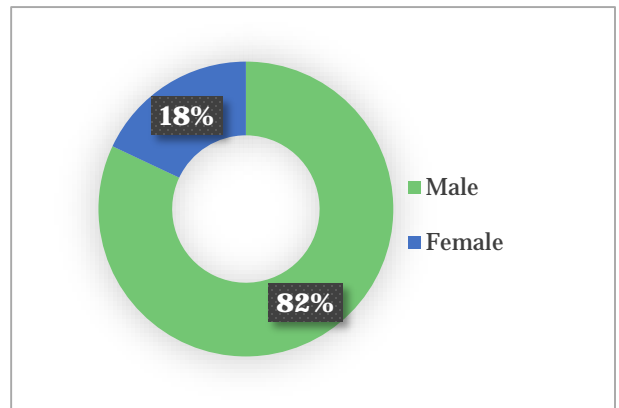
Demographics of Field Day/Workshop Attendees

34 total attendees*

- 24 farmers/operators
- 11 landowners
- 3 agricultural business or industry professionals
- 2 government agency staff
- 1 would like to farm

17 = average attendance per field day/workshop

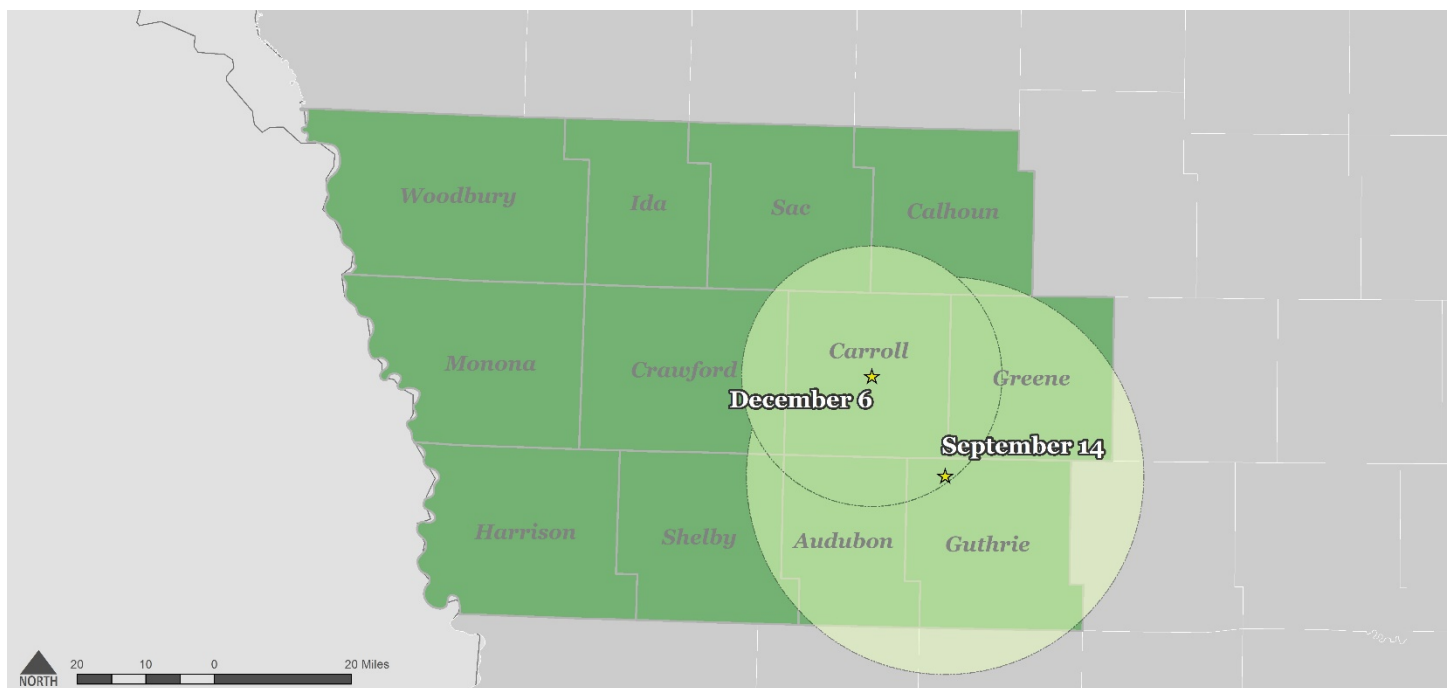
54 = average age of field day attendee



*Total number of attendees at 2017 ILF field days in district. Attendees could select multiple categories to describe themselves when completing the demographic card at sign-in. Count does not include event presenters, organizers or other service providers.

Distance Traveled to Field Days/Workshops

24 miles = Average Driving Distance to ILF field days/workshops in West Central Crop Reporting District



Whiterock Conservancy Field Day*

Event Summary

Field Day: Whiterock Conservancy Field Day
Location: Coon Rapids
Date: Thursday, 9/14/2017
Time: 4:00 – 6:00 PM

Field Day/Workshop Topics

- ✓ Rotational Grazing

Field Day/Workshop Speakers

- ✓ Pat Corey (farmer)
- ✓ Rob Davis (expert)
- ✓ Darwin Pierce (expert)

Description of Field Day/Workshop Attendees

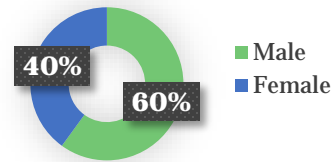
6 total attendees*

- 3 farmers/operators
- 3 landowners
- 1 government agency staff

67 = average age of attendees

29 = average miles traveled to field day

5 = number of attendees with livestock



*Total number of attendees at this field day/workshop – attendees could select multiple categories to describe themselves when completing the demographic card at sign-in. Count does not include event presenters, organizers or other service providers.

Questions Asked at Field Day/Workshop

Rotational Grazing

- What is your stocking rate?
- How many cow/calf pairs do you have in here?
- How long have they been on this piece of ground?
- How long are the cows on each paddock?
- Do they get easier to move each time around?
- Do you rotate in a way that the cattle are moved to a paddock close by?
- How many times have the cows been on this paddock?
- Do the cows need shade with their black hides?
- Do you graze inside that pond fence?
- Do you have problems with deer and your fences?
- What size of a water line do you use?
- When you have a lease that's per day/per head?
- Are you calving out there on the pasture?
- How are your calf gains in this system?
- Are you running pure Angus?
- What cattle yards do you work with?
- Have you had any issues with pink eye?
- Do you have any fly problems?
- Will thistles get less and less with this rotational system?
- Why use cool season and warm season grasses?

- Is there a lot of good seedbank out here if you manage it properly?
- How were the grasses interseeded?
- Did you put red clover out here? Do you reseed it?
- Will you ever do year-round grazing?
- How do you deal with fescue?
- What have you found for different birds out here?
- Do you have coyotes out here?

Cover Crops

- How are you seeding the cover crops?
- Have you ever tried mixtures besides rye?
- How long are the cows out on the cover crops? When?
- How are you terminating the rye?

STRIPs

- What's the mowing pattern going on up there?
- You're going to burn those strips in the spring?
- Do you have any of the new CRP/pollinator mixes out here?

Savannahs

- What is a savannah? What kind of trees are in the savannah? How does fire impact those trees?

*Field day had five or fewer responses for the two-week follow-up evaluation and January evaluation. These data sets are not summarized in report due to small sample size.

Elk Run Workshop

Event Summary

Field Day: Elk Run Workshop

Location: Carroll

Date: Wednesday, 12/6/2017

Time: 12:00 – 2:00 PM

Field Day/Workshop Topics

- ✓ Cover Crops

Field Day/Workshop Speakers

- ✓ Mark Thompson (farmer)
- ✓ Bill Frederick (farmer)
- ✓ Jeff True (farmer)
- ✓ Liz Juchems (expert)
- ✓ Diane Ercse (expert)

Description of Field Day/Workshop Attendees

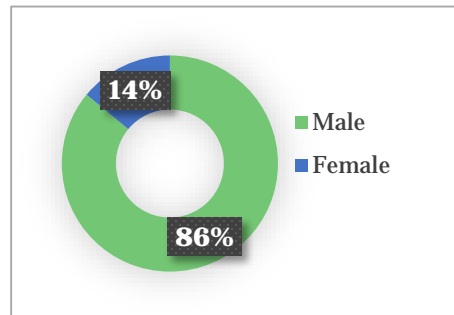
28 total attendees*

- 21 farmers/operators
- 8 landowners
- 3 agricultural business or industry professionals
- 1 government agency staff
- 1 would like to farm

50 = average age of attendees

19 = average miles traveled to field day

11 = number of attendees with livestock



**Total number of attendees at this field day/workshop – attendees could select multiple categories to describe themselves when completing the demographic card at sign-in. Count does not include event presenters, organizers or other service providers.*

Questions Asked at Field Day/Workshop

What are your tillage practices?

Do you use cost-share?

What does CSP stand for?

Is cost-share a lot of hoops to jump through?

Where do you get your information about cover crops?

How do you justify the economics of cover crops?

Who benefits – landowners, producers?

How do you seed your cover crops?

What did you seed?

Does NRCS help with the purchase of equipment for seeding cover crops?

Does the herbicide you use on the corn impact the rye?

Can you get by with backing down on your pre-emergence herbicide?

How can we increase adoption?

How did you adjust your rotation to grow cover crop seed?

How much N do you expect from your hairy vetch?

Did you incorporate your broadcast seed?

How difficult was it to grow the rye seed?

Did you make adjustments to your combine for harvesting rye?

How do you manage P to reduce your usage/loss?

Are tenants taking on all the cost of cover crops in the cash rent arrangements?

Do cover crops help increase the 'spongy' feel and oxygen levels in the soil?

Any changes in fungicide use due to more oxygen in the soil?
Are you looking at microbial activity in the long term study?
Do you have a strip-till machine?
When do you strip-till?

Elk Run Workshop

*Responses to Two Week Follow-up Evaluation**

*Because the field day occurred near the end of the 2017 growing season (December 2017), event participants were not mailed a two-week follow-up evaluation. This evaluation method measures changes that a producer intended to make during the 2017 growing season. Field day attendees were still asked to participate in the January evaluation (data below).

Elk Run Workshop

Responses to Year-End Evaluation

22 Evaluations Mailed
6 Evaluations Returned
5 Farmers responded, farming an average of 513 acres

When farmers/landowners were asked to describe the ways they integrated what they learned from the field day/workshop into their farming operation (check all that apply):

- 3 fall seeded cover crops in 2017 on 571 new cover crop acres
- 3 discussed challenges/benefits of conservation practices with landowners/tenants
- 5 networked conservation ideas with other farmers or farmer clients
 - 2 successfully influenced two or more farmers
 - 3 successfully influenced one other farmer
 - 0 influenced no farmers